

**MINUTES OF THE  
BOARD OF PARK COMMISSIONERS  
OF THE  
CLEVELAND METROPOLITAN PARK DISTRICT**

**APRIL 18, 2019**

The Board of Park Commissioners met on this date, Thursday, April 18, 2019, 8:00 a.m., at the Board's office, 4101 Fulton Parkway, Cleveland, Ohio.

The roll call showed President Debra K. Berry, Vice President Dan T. Moore, and Vice President Bruce G. Rinker to be present. It was determined there was a quorum. Chief Executive Officer, Brian M. Zimmerman, Chief Financial Officer, William Chorba, and Chief Legal and Ethics Officer, Rosalina M. Fini, were also in attendance.

**APPROVAL OF MINUTES.**

**No. 19-04-046:** It was moved by Vice President Moore, seconded by Vice President Rinker and carried, to approve the minutes from the Regular Meeting of March 14, 2019, which were previously submitted to the members of the Board, and by them read.

Vote on the motion was as follows:

Ayes: Ms. Berry, Messrs. Moore and Rinker.

Nays: None.

**FINANCIAL REPORT.**

Chief Financial Officer, William Chorba, presented a Comparative Summary of Revenues & Expenditures 2019 vs. 2018 Year-To-Date, for the Month Ended March 31, Schedule of Accounts Receivable, Encumbrances and Investments Placed, as found on pages **88746** to **88753** and they were filed for audit.

**ACTION ITEMS.**

**(a) 2019 Budget Adjustment No. 3**

*(Originating Sources: William Chorba, Chief Financial Officer/Brian M. Zimmerman, Chief Executive Officer)*

The following amendments are requested for Board approval:

**CLEVELAND METROPARKS**  
Appropriation Summary - 2019

Object Code	Object Description	Original Budget			Total Prior Budget Amendments	Proposed Amendment #3 4/18/2019	Total
		Baseline Budget	Carry Over Encumbrances	Total			
<b>OPERATING</b>							
51	Salaries	\$ 53,558,482	\$ -	\$ 53,558,482	\$ 131,251	\$ 32,000 <b>A</b>	\$ 53,721,733
52	Employee Fringe Benefits	18,477,174	20,446	18,497,620	20,219	11,000 <b>B</b>	18,528,839
53	Contractual Services	14,727,221	900,758	15,627,979	121,064	(3,500) <b>C</b>	15,745,543
54	Office Operations	25,262,956	1,623,806	26,886,762	543,325	15,264 <b>D</b>	27,445,351
	Operating Subtotal	112,025,833	2,545,010	114,570,843	815,859	54,764	115,441,466
<b>CAPITAL</b>							
571	Capital Labor	1,110,000	-	1,110,000	14,000	-	1,124,000
572	Capital Materials	1,893,884	536,076	2,429,960	665,297	55,000 <b>E</b>	3,150,257
573	Capital Contracts	14,432,303	3,682,444	18,114,747	2,957,138	-	21,071,885
574	Capital Equipment	2,670,302	280,328	2,950,630	9,403	21,266 <b>F</b>	2,981,299
575	Zoo Animals	75,000	-	75,000	-	-	75,000
576	Land	9,191,274	16,956	9,208,230	-	-	9,208,230
	Capital Subtotal	29,372,763	4,515,804	33,888,567	3,645,838	76,266	37,610,671
<b>TOTALS</b>							
Grand totals		\$ 141,398,596	\$ 7,060,814	\$ 148,459,410	\$ 4,461,697	\$ 131,030	\$ 153,052,137

An explanation of the adjustments, by category, can be found on pages **88754** to **88756**. The net effect of all adjustments is an increase of \$131,030, all of which is provided for by increased revenue, donations, grants, or other restricted funds.

**No. 19-04-047:**

It was moved by Vice President Moore, seconded by Vice President Rinker and carried, to approve the 2019 Budget Adjustment No. 3 for a total increase of \$131,030 as delineated on pages **88754** to **88756**.

Vote on the motion was as follows:

Ayes: Ms. Berry, Messrs. Moore and Rinker.  
Nays: None.

**ACTION ITEMS (cont.)**

- (b) ***2019 Lake Erie Nature & Science Center Educational Grant***  
(Originating Source: *Brian M. Zimmerman, Chief Executive Officer*)

**Recommended 2019 Educational Grant - \$70,000**

Since 1969, Cleveland Metroparks has provided an educational operating grant to the Lake Erie Nature & Science Center. From 1993 to 1999, a grant for \$50,000 per year was authorized; the 2000 grant was \$55,000 due to the increased number of programs and increased wildlife rehabilitation efforts; from 2001 through 2004 the educational grant was \$60,000 per year; and from 2005 through 2008, the grant was \$65,000. **In 2009, the educational grant was increased to \$70,000. A \$70,000 grant is recommended for 2019.**

The Center's operating budget for 2019 is approximately \$1.6 million. The largest sources of income for the Center are private donations, school classes and public programs which generate approximately 36 percent of the total budget. Other sources of income include special events, fundraisers, memberships, foundation grants, gift shop revenue and endowment income. Cleveland Metroparks contribution represents five percent of the operating budget. Lake Erie Nature & Science Center serves over 165,000 people annually.

- No. 19-04-048:** It was moved by Vice President Moore, seconded by Vice President Rinker and carried, to authorize an educational grant of \$70,0A00 in 2019 to Lake Erie Nature & Science Center.

Vote on the motion was as follows:

Ayes: Ms. Berry, Messrs. Moore and Rinker.

Nays: None.

- (c) ***Resolution and Local Project Administration (LPA) Agreement for 2020-2021 Biennium Roadway Improvement Projects***  
(Originating Sources: *Joseph V. Roszak, Chief Operating Officer/Jim Rodstrom, Director of Construction*)

**Background**

In each biennium budget, the Ohio Department of Transportation (ODOT) has approved funding for roadway improvements for all of Ohio's park districts. Each park district receives an individual allocation determined by using the percentage of total vehicle registrations in each County. The Ohio Parks and Recreation Association (OPRA) provides overall administration of the funds for ODOT and Cleveland Metroparks is certified by ODOT to act as a Local Project Administrator (LPA) for the design and

**ACTION ITEMS (cont.)**

management of these projects. The 2020-2021 allocation will be used primarily for roadway and public use parking lot construction projects based on priorities identified through pavement condition assessments. This biennium funding, based on previous allocation amounts, is anticipated to be approximately ±\$500,000. Cleveland Metroparks will assume any bid amount beyond the ODOT authorization.

To receive the ODOT funds, Cleveland Metroparks must adopt a Resolution for OPRA indicating Cleveland Metroparks intention to accept the funds provided by ODOT. A copy of the Resolution is attached on pages **88757** to **88758**.

In addition to the agreement with OPRA, Cleveland Metroparks will enter into a standard LPA agreement with ODOT permitting Cleveland Metroparks to design, bid, and administer the construction of the roadway improvement projects under the supervision of engineers registered by the State of Ohio. Each project will be designed and managed by Cleveland Metroparks staff with the plans being approved by ODOT prior to bidding. ODOT will also conduct a final inspection of each project prior to releasing the reimbursement to Cleveland Metroparks.

**No. 19-04-049:** It was moved by Vice President Moore, seconded by Vice President Rinker and carried, to adopt the Resolution on pages **88757** to **88758** agreeing to accept the Roadway Improvement Funds as outlined above and, further, that the Board authorize the Chief Executive Officer to enter into an LPA agreement with ODOT in form approved by the Chief Legal and Ethics Officer for the FY 2020-2021 Biennium Roadway Improvements program.

Vote on the motion was as follows:

Ayes: Ms. Berry, Messrs. Moore and Rinker.  
Nays: None.

**(d) *Winter 2019/2020 Road Salt Resolution***  
(*Originating Sources: Joseph V. Roszak, Chief Operating Officer/*)

The Ohio Department of Transportation will begin accepting electronic forms and resolutions for the ODOT winter salt participation (contract number 018-20) through the ODOT website beginning Tuesday, March 19, 2019 through Friday, April 19, 2019 by 12:00 p.m. Public subdivisions must have the Resolution found on pages **88759** to **88760** completed and signed by their governing board/body and submitted along with the electronic form on the website. As this contract is unique from the typical cooperative purchasing program, ODOT requires that each Political Subdivision execute this salt-specific resolution/ordinance this year that contains the total tonnage requested.

**ACTION ITEMS** (cont.)

**No. 19-04-050:**

It was moved by Vice President Moore, seconded by Vice President Rinker and carried, to authorize the Chief Executive Officer to enter into The Ohio Department of Transportation Winter (018-20) contract for road salt with the road salt supplier chosen at the discretion of the Ohio Department of Transportation as being lowest and best for an estimated usage of 1,750 tons.

Vote on the motion was as follows:

Ayes: Ms. Berry, Messrs. Moore and Rinker.

Nays: None.

**AWARD OF BIDS:****No. 19-04-051:**

It was moved by Vice President Moore, seconded by Vice President Rinker and carried, to authorize the following bid awards:

- (a) **Bid #6412:**        **Zoo ADA Paving – Cleveland Metroparks Zoo**  
(see page **88722**);
- (b) **Bid #6413:**        **Rhino Yard Preparations – Cleveland Metroparks Zoo** (see page **88724**);
- (c) **PACE Co-Op #6420:** **Solid Waste Disposal Services** (see page **88726**);
- (d) **RFP #6415:**        **Audio/Visual Services and Rental Equipment for 2019/2020 for Edgewater and Euclid Beach Live Events** (see page **88727**);
- (e) **Bid #6417:**        **Mixed Grass, Hay, Alfalfa and Straw**  
(see page **88728**);
- (f) **Ohio Co-Op #6418:** **Natural Gas through Third Party Suppliers**  
(see page **88730**); and
- (g) **Ohio Co-Op #6422:** **Four (4) New 2019 Ford F450 Regular Chassis Cab DRW (no plow) and Four (4) New 2019 Ford F450 4x4 Regular Chassis Cab DRW with Plow and Salt Spreader Dump Trucks** (see page **88732**).

Vote on the motion was as follows:

Ayes: Ms. Berry, Messrs. Moore and Rinker.

Nays: None.

**AWARD OF BIDS (cont.)****BID #6412 SUMMARY: ZOO ADA PAVING CLEVELAND METROPARKS ZOO**

*(Originating Sources: Sean E. McDermott, P.E., Chief Planning and Design Officer/John Cardwell, Landscape Architect/John Kilgore, Manager of Facilities Engineering/Andy Simons, Project Manager)*

**Background**

With over 1 million annual visitors the pathways and drives throughout the campus of the Cleveland Metroparks Zoo receive a significant amount of wear and tear. Over time as tram traffic, utility restoration, construction activities, and regular service maintenance occurred, the pavement in several portions of the Zoo has reached its useful life. With the need to address the condition of the pavement in several locations, the opportunity also is provided to bring into compliance specific running and cross slopes with the Americans with Disabilities Act (ADA). Therefore, the focus of the Zoo ADA Paving Project is to repair and replace poor quality pavement, correct pavement surface slopes resulting in an accessible pedestrian loop throughout the Zoo and strengthen the Zoo's overall appearance and visitor experience.

Staff prepared a detailed bid package to secure pricing for the repair and replacement of existing deteriorated Zoo asphalt pavement. Sealed bids were received on April 8, 2019 for Bid #6412 Zoo ADA Paving and the results are summarized below:

**Bid Results**

<b>Bid #6412 Zoo ADA Paving</b>			
<b>Vendor:</b>	Base Bid	Allowance #1 Full-depth pavement repair	<b>Total Base Bid</b>
<b>Burton Scot Contractors, LLC</b>	<b>\$507,000</b>	<b>\$77,160</b>	<b>\$584,160</b>
Chagrin Valley Paving	\$552,210	\$77,160	\$629,370
Karvo Paving	\$644,350	\$66,421.90	\$710,771.90
Barbicas	\$653,425.39	\$59,156	\$712,581.39
<i>Engineer's Estimate</i>			\$700,000

**Bid Analysis**

Following the receipt of bids, staff interviewed the apparent low bidder, Burton Scot Contractors, LLC, to review their current scheduled workload, man power and equipment availability and reviewed the project details with their project superintendent. These issues are critical due to the project's completion date of May 24, 2019 and the fact that most work is to be performed while the Zoo is open to the public, thus requiring constant coordination with Zoo staff.

Following the interview and subsequent discussions with Burton Scot Contractors, LLC and reference contacts staff is confident Burton Scot Contractors LLC will complete the work in an efficient and professional manner and recommends the acceptance and award of **Bid #6412 Zoo ADA Paving** to Burton Scot Contractors LLC as the lowest and best bidder.

**AWARD OF BIDS (cont.)****RECOMMENDED ACTION:**

That the Board authorize the Chief Executive Officer to enter into a contract with Burton Scot Contractors, LLC as the lowest and best bidder for **Bid #6412 Zoo ADA Paving, Cleveland Metroparks Zoo**, in the amount not to exceed **\$584,160** (Base Bid of \$507,000 plus Allowance #1 of \$77,160). In the event the vendor cannot satisfy the bid the award will be given to the next successive bidder who the Board, at its discretion, has reflected in the minutes as being the next lowest and best bidder who can satisfy the bid. The difference in cost and all related costs to the difference will be assumed by the original bidder and/or surety. Form of the contract to be approved by the Chief Legal and Ethics Officer.

**(See Approval of this Item by Resolution No. 19-04-051 on Page 88721)**



**AWARD OF BIDS (cont.)**

**BID #6413 SUMMARY:     **RHINO YARD PREPARATIONS – CLEVELAND METROPARKS ZOO****

*(Originating Sources: Sean E. McDermott, P.E., Chief Planning and Design Officer/Andy Simons, Project Manager)*

**Background**

In preparation for the expansion of the Cleveland Metroparks Rhino Exhibit to support its tremendous success in breeding critically endangered eastern black rhinos, Cleveland Metroparks solicited bids for the razing and removal of Monkey Island. While Monkey Island was a popular exhibit when it first opened, the structure is more than 85 years old and no longer meets the modern standards of exhibit design or animal welfare. Construction on the expanded rhino habitat will begin in 2019 and is expected to be completed spring of 2020. Separate contracts for Rhino Yard construction will be brought forward to the Board in the coming months following the established procurement procedures.

Staff prepared a detailed bid package to secure pricing for the Rhino Yard Preparations. Sealed bids were received on April 5, 2019 for Bid #6412 Rhino Yard Preparations and the results are summarized below:

**Bid Results**

<b>Bid # 6413 - Rhino Yard Preparations, Cleveland Metroparks Zoo</b>						
<b>Vendor:</b>	<b>B &amp; B Wrecking &amp; Excavating, Inc.</b>	C&J Contractor	Baumann Enterprise	Petty Group	Chieftain Trucking	Site Tech
<b>Base Bid</b>	<b>\$147,300</b>	\$156,378	\$173,280	\$192,500	\$240,725	\$246,446
<b>Engineers Estimate - \$250,000</b>						

**Bid Analysis**

Following the receipt of bids, staff performed a review and recommends the acceptance and award the Bid #6413 for the Rhino Yard Preparations, Cleveland Metroparks Zoo to B & B Wrecking & Excavating, Inc. of Cleveland, Ohio. B & B Wrecking & Excavating, Inc. is a well-established demolition contractor in Northeast Ohio and has successfully performed similar projects in the area for the Ohio Department of Transportation, City of Cleveland, and the Cuyahoga Land Bank. B & B Wrecking & Excavating, Inc. previously has performed work for the Cleveland Metroparks during the original construction of the RainForest.

**RECOMMENDED ACTION:**

That the Board authorize the Chief Executive Officer to enter into a contract with **B & B Wrecking & Excavating, Inc.** as the lowest and best bidder for **Bid #6413 for the Rhino Yard Preparations, Cleveland Metroparks Zoo**, in the lump sum amount of **\$147,300**. In the event that the bidder cannot satisfy the bid the award will be given to the next successive bidder who the Board, in its discretion, has reflected in the minutes as being the next lower and best bidder who can satisfy the bid. The difference in costs and all related costs to the difference will be assumed by the original bidder and/or surety. Form of the contract to be approved by the Chief Legal and Ethics Officer.

**(See Approval of this Item by Resolution No. 19-04-051 on Page 88721)**

**AWARD OF BIDS (cont.)**

**PACE CO-OP #6420 SUMMARY:** **SOLID WASTE DISPOSAL SERVICES** for a two-year period beginning May 5, 2019 through May 31, 2021, with an option to renew for an additional two (2) years

<b>--- HIGHLIGHTS AT A GLANCE ---</b>
2017 – 2019 expenditures = \$495,500
2019 – 2021 estimate = \$550,000

**Background**

Cleveland Metroparks currently utilizes Republic Services, Inc. for solid waste disposal in various container sizes (6, 8, 30-40 yard containers) to Cleveland Metroparks on an “as needed” basis through a bidding process for the time period of May 5, 2017 through May 4, 2019.

The new contract for the time period of May 5, 2019 through May 31, 2021 with Republic Services, Inc. will utilize the PACE cooperative purchasing contract number P00153. Prices will remain fixed over the length of the two (2) year contract period and may have a price escalation of  $\pm 5\%$  for the two (2) year renewal (June 1, 2021 through April 30, 2023).

Pricing listed below as follows:

30 or 40 yard waste disposal	8 yard compactor at Zoo	8 yard front loader boxes	6 yard front loader boxes	6 yard front loader boxes (Hinckley)	8 yard front loader box for co-mingled	40 yard tire recycler container at OEC	30 yard manure, bedding and landscape debris at Zoo	2 yard box at EN Marina
\$41/ton, \$176/haul	\$46/pickup	\$17/pickup	\$13/pickup	\$13/pickup	\$15/pickup	\$103/ton, \$236/haul	\$176/haul	\$6/haul

**RECOMMENDED ACTION:**

That the Board authorize the award for PACE Co-Op #6420 to **Republic Services, Inc.**, for a two (2) year period beginning May 5, 2019 through April 30, 2021 with an option to renew for two (2) additional years (with a potential price escalation of  $\pm 5\%$ ), for solid waste disposal services at the unit prices listed above, **for a total cost not to exceed \$550,000.** In the event the log of consumption approaches 90 percent of the estimate, an action item will be presented to the Board requesting an increase.

**(See Approval of this Item by Resolution No. 19-04-051 on Page 88721)**

**AWARD OF BIDS (cont.)****RFP #6415 SUMMARY:     **AUDIO/VISUAL SERVICES AND RENTAL OF EQUIPMENT FOR 2019 AND 2020 EDGEWATER AND EUCLID BEACH LIVE EVENTS** for Cleveland Metroparks****Background**

The following represents Audio/Visual Services and Rental of Equipment for both Edgewater and Euclid Beach Live events for the summers of 2019 and 2020.

For 2019, Edgewater Beach Live events will be every Thursday from May 30, 2019 through August 1, 2019. There will be nine (9) events of Edgewater Live. No event will be scheduled on July 4, 2019. Euclid Beach Live events will be every Friday from May 31, 2019 through August 2, 2019. There will be nine (9) events of Euclid Beach Live. No event will be scheduled on July 5, 2019.

For 2020, each vendor was asked to provide proposals for services for the 10 Edgewater Beach Live events on Thursday evenings and 10 Euclid Beach Live events on Friday evenings. The dates will be announced in 2020.

The request for proposal was sourced to ±30 vendors and Cleveland Metroparks received two proposals from Northeast Projections Inc. (DBA: NPI Audio Visual Services) and Rock the House.

**Request for proposal results:**

<b>Vendor</b>	<b>2019 Edgewater Live (9 events)</b>	<b>2019 Euclid Beach Live (9 events)</b>	<b>2020 Edgewater Live (10 events)</b>	<b>2020 Euclid Beach Live (10 events)</b>	<b>Total Two (2) Year Total</b>
NPI Audio Visual Services	\$47,037.42	\$36,912.42	\$47,037.40	\$36,912.40	<b>\$167,899.64</b>
Rock the House	\$44,226.00	\$30,724.92	\$49,140.00	\$34,138.80	<b>\$158,229.72</b>

**Recommendation**

Cleveland Metroparks Staff recommends the award of audio/visual services and rental of equipment for Edgewater Live and Euclid Beach Live for 2019 and 2020 to Rock the House. Rock the House provides the lowest and best overall value for both Edgewater Live and Euclid Beach Live combined. Rock the House is providing a video wall and Sparkular technology at no cost (added value) to Cleveland Metroparks for a date mutually agreed upon in 2019.

**AWARD OF BIDS (cont.)****RECOMMENDED ACTION:**

That the Board authorize an award of RFP #6415 for the purchase of Audio/Visual Services and Rental of Equipment for Edgewater and Euclid Beach Live for 2019 and 2020 to **Rock the House** in the **sum of \$158,229.72** as specified in the summary and maintained in the Office of Procurement files. In the event these vendors cannot satisfy the bid, the award will be given to the next bidder who the Board, in its discretion, has reflected in the minutes as being the next lowest and best bidder who can satisfy the bid. The difference in cost and all related costs to the difference will be assumed by the original bidder and/or surety. In the event the log of consumption approaches 90 percent of the estimate, an action item will be presented to the Board requesting an increase. Form of agreement to be approved by the Chief Legal and Ethics Officer.

**(See Approval of this Item by Resolution No. 19-04-051 on Page 88721)**

**AWARD OF BIDS (cont.)**

**BID #6417 SUMMARY:** **MIXED GRASS HAY, ALFALFA AND STRAW** for Cleveland Metroparks Zoo, Hinckley Ranger Stables, The Chalet, Site Construction, and various locations throughout Cleveland Metroparks. To be supplied “as needed” for a two (2) year period, beginning May 15, 2019 through May 31, 2021 (with an option to renew for an additional two (2) year period)

<b>---- HIGHLIGHTS AT A GLANCE ----</b>
2018/2019 Expenditure (one year) = \$140,000.00
2019/2021 Estimate (two year) = \$300,000.00

This bid requires the successful bidder to provide Mixed Grass Hay (Timothy Hay), Alfalfa Hay and Straw for Cleveland Metroparks Zoo, Hinckley Ranger Stables, The Chalet, Site Construction and other locations on an “as needed basis” for a two (2) year period beginning May 15, 2019 through May 31, 2021. In addition to the hay products’ use in animal feed, bedding and hay rides, the straw is also used in the seeding of grass.

Staff continues to research purchasing options regarding hay, alfalfa and straw plus with the completion of the hay barn at the Zoo in July 2018 that will assist in storage; staff is optimistic new options will surface. It should be noted that Cleveland Metroparks requested pricing per ton if staff unloads the trailer (at the Zoo only) compared to the supplier unloading the trailer.

Despite ±15 invitations to bid, an ad posted in The Plain Dealer, the solicitation posted on Cleveland Metroparks website; as well as “Public Purchase” (a web source which enables suppliers to assess open solicitations across the country) Cleveland Metroparks received two bids: Bill Maxwell Farms and Gill Farms. Cleveland Metroparks staff also sourced several new potential suppliers with no avail. Comparison is listed below.

Unit pricing comparison

Description	2019/2021 (BID #6417) Bill Maxwell	2019/2021 (BID #6417) Gill Farms*	2018/2019 (BID #6327) Bill Maxwell	2018/2019 (BID #6327) Gill Farms	Awarded Price Differential*
Timothy Hay AFGC 4 (Zoo unloads)	\$340/ton	No Bid	\$400/ton	No Bid	Bill Maxwell (18%)
Timothy Hay AFGC 4 (Supplier unloads)	\$360/ton	\$360/ton	\$400/ton	\$244/ton	Gill Farms 48% Bill Maxwell (10%)
Timothy Hay AFGC 3 (Zoo unloads)	\$340/ton	No Bid	\$400/ton	No Bid	Bill Maxwell (18%)
Timothy Hay AFGC 3 (Supplier unloads)	\$360/ton	\$360/ton	\$400/ton	\$244/ton	Gill Farms 48% Bill Maxwell (10%)
Alfalfa Hay AFGC Prime (3 <sup>rd</sup> /4 <sup>th</sup> cutting, Zoo unloads)	\$490/ton	No Bid	\$440/ton	No Bid	Bill Maxwell 11%
Alfalfa Hay AFGC Prime (3 <sup>rd</sup> /4 <sup>th</sup> cutting, Supplier unloads)	\$500/ton	\$440/ton	\$440/ton	No Bid	Gill Farms 0% Bill Maxwell 14%
Straw (Zoo unloads)	\$240/ton	No Bid	\$240/ton	No Bid	Bill Maxwell 0%
Straw (Supplier unloads)	\$240/ton	\$250/ton	\$240/ton	\$275/ton	Gill Farms (9%) Bill Maxwell 0%
Timothy Hay AFGC 3 (Rangers)	\$400/ton	No Bid	\$400/ton	No Bid	Bill Maxwell 0%
Straw (The Chalet and Site Construction)	\$240/ton	No Bid	\$240/ton	No Bid	Bill Maxwell 0%

\*Awarded Price Differential based on 2019/2021 bid cost compared to 2018/2019 for each vendor.

\*Gill Farms will supply materials only to the Zoo and will off load mechanically.

**AWARD OF BIDS (cont.)**

Cleveland Metroparks Zoo staff recommends a split award. Gill Farms (as indicated in the table above) will supply Timothy Hay AFGC 3 and 4, and Alfalfa Hay AFCC Prime (3<sup>rd</sup>/4<sup>th</sup> cutting) to the Zoo only and Bill Maxwell Farms will be awarded Timothy Hay AFGC 3 to the Rangers and Straw to the Zoo, Site Construction, and The Chalet as well as other locations throughout the Park District.

Costs for Timothy Hay AFGC 3 and 4 (supplier unloads) are the same by each vendor for the Zoo (as noted in the chart) however, Cleveland Metroparks Zoo recommends awarding these products to Gill Farms. Gill Farms provided a more consistent quality of product during the last bid cycle, delivers in bulk, and will mechanically unload and stack the product which reduces staff time to monitor the off load. At this time, Bill Maxwell Farms manually unloads and stacks the product and currently is unable to off load product mechanically.

**RECOMMENDED ACTION:**

That the Board authorize the split award for Bid #6417 to the lowest and best bidder, **Bill Maxwell Farms and Gill Farms**, for the purchase of Mixed Grass Hay, Alfalfa and Straw, as shown and at the unit prices indicated in the bid summary and maintained in the bid file, on an as-needed basis for a two (2) year period for Cleveland Metroparks Zoo, Hinckley Ranger Stables, The Chalet, Site Construction and various locations throughout Cleveland Metroparks beginning May 15, 2019 through May 31, 2021, **for a total cost not to exceed \$300,000** (with an option to renew for an additional two (2) year period based on supplier's performance). In the event the log of consumption approaches 90 percent of the estimate, an action item will be presented to the Board requesting an increase.

**(See Approval of this Item by Resolution No. 19-04-051 on Page 88721)**

**AWARD OF BIDS (cont.)**

**OHIO CO-OP #6418 SUMMARY:     **NATURAL GAS THROUGH THIRD PARTY SUPPLIERS** for a three (3) and half year period (May 1, 2019 Through October 31, 2022)**

**Background**

Previously Cleveland Metroparks purchased natural gas from the open market via the bidding process, however, in 2003, the State of Ohio Cooperative Purchasing Program (Co-Op) added natural gas supply to their Cooperative Purchasing Contracts and the savings found through the program served Cleveland Metroparks well. In addition to high volume natural gas accounts (i.e., The RainForest), the State’s program accepted small volume gas accounts at a minimum of five percent below market as well (i.e., Euclid Creek Maintenance Building, etc.). These small volume accounts had never been part of the discount offered through standard bid as their consumption was too minimal for consideration by vendors. The Co-Op has, therefore, consistently proven itself *the best financial option available* to Cleveland Metroparks.

Natural gas suppliers are selected by the State through a Request for Proposal (RFP) process. The State’s natural gas program that is awarded and available for two years is administered by the State-awarded firm known as Summit Energy Services (a wholly owned subsidiary of Schneider Electric) which completes all billing, servicing and reporting.

Currently the most recent Cleveland Metroparks billing period (February 2019) lists the **cost per MCF at \$3.34, which was \$2.20 lower than the average Supplier Monthly Variable Rate (“MVR”) at \$5.54** which all non-residential sites must now purchase gas from (these numbers are based on the current contract price through October 2018 with Constellation Energy Services at NYMEX (monthly variable) minus \$0.394 (fixed) which is the parks commodity price. The Park District still pays for utility distribution fees on a monthly basis. The spread for May 2019 through October 2022 (futures) continues to run lower than Dominion’s MCF cost, reflecting a potential savings to Cleveland Metroparks of  $\pm 8$  percent for large accounts. In 2018 a total savings of \$116,321.33 was achieved compared to standard utility costs. The total savings for all of these sites over the lifetime of program enrollment is **\$998,023**. (as listed in the table below). Clearly the State of Ohio cooperative agreement, contract number CSP901819 option remains a solid recommendation going forward.

<b>Co-Op vs. Open market savings – Historical Data</b>								
<b>2011</b>	<b>2012</b>	<b>2013</b>	<b>2014</b>	<b>2015</b>	<b>2016</b>	<b>2017</b>	<b>2018</b>	<b>Lifetime Savings</b>
\$46,926	\$52,804	\$127,514	\$180,491	\$233,467	\$179,839	\$60,661	\$116,321	<b>\$998,023</b>

A summary of 2018 actual gas costs in comparison to costs if Cleveland Metroparks had purchased gas "on the open market," follows using 2018 average state pricing of \$3.48/mcf and average monthly variable supplier rate of \$4.82/mcf for large sites and \$3.55/mcf versus \$4.84/mcf for small sites.

**AWARD OF BIDS (cont.)**

<u>Natural Gas Account</u>	<u>Utilization (MCF)</u>	<u>2018 Actual Cost at Co-Op Pricing Delivered</u>	<u>2018 POTENTIAL Costs through Dominion<sup>1</sup> Cost of commodity</u>
<b>Large volume accounts</b>	67,981 mcf (\$3.48/mcf)	\$236,574	\$327,668
<b>Small volume accounts</b>	25,265 mcf (\$3.55/mcf)	\$89,690	\$122,282
<b>TOTAL</b>	<b>93,246 mcf</b>	<b>\$326,264</b>	<b>\$449,950</b> <b>2018 COOP vs Open Market savings = \$449,950</b>

<sup>1</sup> Savings based on Cleveland Metroparks actual costs versus same utilization at tariff rates if supplied by a Dominion East Ohio MVR Supplier.

**A Summary of 2018 actual natural gas utilization vs 2017 actual usage reflects the following:**

<b>2018 Actual Usage</b> (large locations at \$3.48/mcf and small locations at \$3.55/mcf)		
<u>LOCATION</u>	<u>MCF</u>	<u>COST</u>
Zoo RainForest (large)	31,667	\$110,201
Zoo (all other locations) (large)	36,313	\$126,369
All Park District "large" locations	12,907	\$44,916
All Park District "small" locations	12,357	\$43,867
<b>TOTAL = 93,244 mcf</b>		<b>\$325,353</b>
<b>2017 Actual Usage</b> (large locations at \$4.00/mcf and small locations at \$4.03/mcf)		
<u>LOCATION</u>	<u>MCF</u>	<u>COST</u>
Zoo RainForest (large)	36,387	\$145,548
Zoo (all other locations) (large)	30,289	\$121,156
All Park District "large" locations	11,981	\$47,924
All Park District "small" locations	10,251	\$41,312
<b>TOTAL = 88,908 mcf</b>		<b>\$355,940</b>

Above costs are for natural gas only and do not include gas transport costs.

**RECOMMENDED ACTION:**

That the Board award Third Party Natural Gas Supply as per Ohio Co-Op #6418 for all natural gas accounts (both large and small locations) for a three (3) and half year period (beginning May 1 2019 through October 31, 2022) per the State of Ohio guaranteed price per MCF, in full utilization of the State of Ohio Cooperative Purchasing Program contract number CSP901819.

**(See Approval of this Item by Resolution No. 19-04-051 on Page 88721)**



**AWARD OF BIDS (cont.)**

**OHIO CO-OP #6422 SUMMARY:    **FOUR (4) NEW 2019 FORD F450 4X4 REGULAR CHASSIS CAB DRW (NO PLOW) AND FOUR (4) NEW 2019 FORD F450 4X4 REGULAR CHASSIS CAB DRW WITH PLOW AND SALT SPREADER DUMP TRUCKS****

<b>ITEM</b>	<b>2019 Ford F450 4x4 Regular Chassis Cab DRW (no plow)</b>
<b>DESIGNATION</b>	Huntington Euclid Creek, Brookside Management Centers, and Seneca Golf Course
<b>UNITS REPLACED</b>	1997 Ford F350 Dump Truck (32,000 miles) (EO1097) 1997 Ford F350 Dump Truck (100,582 miles) (EO4497) 2000 Ford F450 Dump Truck (43,000 miles) (EO2600) 2000 Ford F350 Dump Truck (23,000 miles) (EO3400)
<b>New Unit Base Cost plus accessories, includes delivery and tags.</b>	\$46,472.00 each
<b>Description</b>	Each vehicle will be equipped with: 6.2L V-10 gas engine, 6-Speed Auto Transmission, Exterior Color is Oxford White, 4.88 electronic locking axle, XL trim, 18,000 GVWR package, payload 16,000, back up alarm, snow plow prep, tow hitch 7 pin, trailer tow/brake, one extra key and fob, dump 2/3 yard, LED package, and all standard equipment with a standard warranty, as per Quote and in full cooperation with State of Ohio Cooperative Contract #RS902619.
<b>Total (x4)</b>	<b>\$185,888.00</b>
<b>ITEM</b>	<b>2019 Ford F450 4x4 Regular Chassis Cab DRW with plow and salt spreader</b>
<b>DESIGNATION</b>	Lakefront, Ohio & Erie Canal, Bedford Mgmt. Centers, and Shawnee Hills Golf Course
<b>UNITS REPLACED</b>	1996 Chevy 3500 Dump Truck (110,000 miles) (EO2296) 1999 Ford F450 Dump Truck (27,000 miles) (EO3399) 1999 Ford F450 Dump Truck (58,000 miles) (EO3299) 2000 Ford F550 Dump Truck (46,000 miles) (EO2500)
<b>New Unit Base Cost plus accessories, includes delivery and tags.</b>	\$59,382.00 each
<b>Description</b>	Each vehicle will be equipped with: 6.2L V-10 gas engine, 6-Speed Auto Transmission, Exterior Color is Oxford White, 4.88 electronic locking axle, XL trim, 18,000 GVWR package, payload 16,000, back up alarm, snow plow prep, tow hitch 7 pin, trailer tow/brake, one extra key and fob, dump & plow equipment, and all standard equipment with a standard warranty, as per Quote and in full cooperation with State of Ohio Cooperative Contract #RS902619.
<b>Total (x4)</b>	<b>\$237,528.00</b>
<b>TOTAL ORDER</b>	<b>\$423,416.00</b>

The replaced units will go to on-line auction or replace units of lesser value that will go to on-line auction.

**AWARD OF BIDS** (cont.)

**RECOMMENDED ACTION:**

That the Board approve the purchase of **Four (4) New 2019 Ford F450 4x4 Regular Chassis Cab DRW (no plow) and Four (4) New 2019 Ford F450 4x4 Regular Chassis Cab DRW with plow and salt spreader Dump Trucks** as per Ohio Co-Op #6422, equipped as specified in the above summary, from **Lebanon Ford Commercial Vehicle Center for a total cost of \$423,416.00**, in full utilization of the State of Ohio Cooperative Purchasing Program, Contract Number RS902619.

**(See Approval of this Item by Resolution No. 19-04-051 on Page 88721)**

**GOODS AND SERVICES (\$10,000 - \$50,000) ACQUIRED**  
**SINCE LAST BOARD MEETING (Presented 4/18/19)**

Cleveland Metroparks By-Laws, Article 5 (Procurement), Section 4 (a), as revised and approved by the Board of Park Commissioners on January 10, 2013, *"The CEO is authorized to enter into contracts and contract amendments for construction, change orders, and to purchase equipment, goods and services, and real estate, without prior approval of the Board in each instance, if the cost of the contract or contract amendment, for any single project, or the amount of the purchase, does not exceed \$50,000. Any contracts where the cost exceeds \$10,000 or any purchase where the amount exceeds \$10,000, and approved by the CEO, shall be reported to the Board at its next regularly scheduled meeting following the execution of said contract or said purchase,"* the following is provided:

<b><u>REF. NO. / ITEM – SERVICE</u></b>	<b><u>VENDOR</u></b>	<b><u>COST</u></b>	<b><u>PROCEDURE</u></b>
Installation of piles, pile guides and removal of existing anchor lines for "F" dock at E. 55 <sup>th</sup> Marina.	<b>Shoreline Contractors, Inc.</b>	<b>\$39,660.00</b>	<b>(7)</b>
Sawmill with 26.5hp fuel injection gas engine and trailer kit.	<b>Woodmizer LLC</b>	<b>\$30,332.50</b>	<b>(7)</b>
One (1) Scag 61" Turf Tiger II Zero Turn Mower with velocity plus cutter deck and 37hp big block EFI engine.	<b>Sohar's All Season Mower Service, Inc.</b>	<b>\$11,769.00</b>	<b>(7)</b>
Star Lab Dome LED Projector.	<b>Science Interactive Group LLC</b>	<b>\$22,795.00</b>	<b>(7)</b>
Levels 1, 2 and 4 horseback riding instructions for Youth Outdoors programs.	<b>Valley Riding Inc.</b>	<b>\$23,255.00</b>	<b>(3)</b>
Purchase of purple recyclable nitrile exam gloves for Zoo and includes recycling program for 2019.	<b>Fisher Scientific</b>	<b>\$11,000.00</b>	<b>(7)</b>
Duplex condensate receiver tank, controls and pump for RainForest steam (heating) system.	<b>Campbell Equipment</b>	<b>\$13,236.00</b>	<b>(7)</b>
Employee outplacement services.	<b>Career Curve LLC</b>	<b>\$40,000.00</b>	<b>(7)</b>

**GOODS AND SERVICES (\$10,000 - \$50,000) ACQUIRED** (cont.)

<b><u>REF. NO. / ITEM – SERVICE</u></b>	<b><u>VENDOR</u></b>	<b><u>COST</u></b>	<b><u>PROCEDURE</u></b>
Acquisition of 6.33-acre surface easement and 0.35-acre aerial easement from Greater Cleveland Regional Transit Authority part of Ohio & Erie Canal Reservation and the Red Line Greenway (TIGER group) projects.	<b>Surety Title Agency</b>	<b>\$16,528.25</b>	<b>(7)</b>
Five (5) T2 Luke Cosmo parking lot kiosks.	<b>Signature Control Systems</b>	<b>\$46,530.00</b>	<b>(3)</b>
Premium flood insurance coverage for the Rainforest from May 3, 2019 through May 2, 2020.	<b>National Flood Insurance</b>	<b>\$11,994.00</b>	<b>(3)</b>
Fire extinguisher Inspections and services on an “as needed” basis for the time period of May 1, 2019 through April 30, 2020.	<b>ABC Fire Inc.</b>	<b>\$30,000.00</b>	<b>(7)</b>
Professional Services to identify and research donor prospects.	<b>Giving Insight, LLC</b>	<b>\$12,000.00</b>	<b>(7)</b>
Professional services to prepare a concept plan for the purposes of evaluating feasibility of restoring ponds as offline systems and relocating and restoring Wolf Creek at Garfield Park Reservation.	<b>Biohabitats, Inc.</b>	<b>\$38,560.58</b>	<b>(5)</b>
Installation of new pole banners and the removal of old banners; includes repair and replacement of damaged banners for 2019.	<b>Apex Pinnacle Services, LLC</b>	<b>\$12,676.00</b>	<b>(7)</b>
Various perennials, trees and shrubs for Zoo.	<b>Klyn Nurseries, Inc., Willoway Wholesale Distr. Ctr., Herman Losely &amp; Son Inc., and Art Form Nurseries</b>	<b>\$10,000.00</b> <b>4,000.00</b> <b>2,500.00</b> <b><u>2,400.00</u></b> <b>\$18,900.00</b>	<b>(7)</b>

**GOODS AND SERVICES (\$10,000 - \$50,000) ACQUIRED (cont.)**

<b><u>REF. NO. / ITEM – SERVICE</u></b>	<b><u>VENDOR</u></b>	<b><u>COST</u></b>	<b><u>PROCEDURE</u></b>
Psychological fitness for duty evaluation and report for 2019-2023.	<b>Summit Psychological Associates Inc.</b>	<b>\$40,000.00</b>	<b>(7)</b>
Cloud reporting services for 2018-2020.	<b>Avero, LLC</b>	<b>\$25,200.00</b> <b><u>2,400.00</u></b> <b>\$27,600.00</b>	<b>(3)</b>
Square software for Enterprise POS Systems from 2019-2023.	<b>Square, Inc.</b>	<b>\$25,920.00</b>	<b>(3)</b>
2019 Jeep Grand Cherokee	<b>Ganley Automotive of Aurora LLC</b>	<b>\$35,357.50</b>	<b>(7)</b>
Epoxy floor coating for various locations at the Zoo.	<b>Stonhard</b>	<b>\$26,960.00</b>	<b>(3)</b>

===== **KEY TO TERMS** =====

- (1) "**BID**" – Formal bid invitations sent and advertised in *The Plain Dealer* 15 days preceding the bid opening.
- (2) "**COOPERATIVE**" – Purchased through cooperative purchasing programs i.e. – State of Ohio, US Communities, etc.
- (3) "**SOLE SOURCE**" – Purchased from one source as competitive alternatives are not available.
- (4) "**PROPRIETARY**" – Merchandise purchased for resale directly from the brand's manufacturer.
- (5) "**PROFESSIONAL SERVICE**" – Services of an accountant, architect, attorney at law, physician, professional engineer, construction project manager, consultant, surveyor or appraiser as outlined under Article 5, Sections 1-4 of the Board By Laws and defined by ORC 307.86.
- (6) "**COMPETITIVE QUOTE (up to \$10,000)**" – Originally estimated \$10,000 or less, quoted by three vendors.
- (7) "**COMPETITIVE QUOTE (over \$10,000 to \$50,000)**" – Chosen through the accumulation of three written quotes.

**CONSTRUCTION CHANGE ORDERS OR AMENDMENTS TO  
PROFESSIONAL SERVICE CONTRACTS (4/18/19)**

Pursuant to Cleveland Metroparks By-Laws, Article 5 (Procurement), Section 4 (b) and (c), as revised and approved by the Board of Park Commissioners on January 10, 2013, "...the CEO is not authorized to enter into any change orders to construction contracts, without prior approval of the Board in each instance, except that the CEO is authorized to enter into change orders to construction contracts, without prior approval of the Board in each instance, where the additional cost is less than THE LESSER OF: (i) \$50,000, or (ii) ten percent (10%) of the cost of the contract. Each change order by the CEO under this Article shall be reported to the Board at the next meeting of the Board following the execution of said change order."

(c). "Amendment to Professional Service Contract. For professional service contracts greater than \$50,000, the CEO is not authorized to enter into any amendment to professional services or other special services agreement, without prior approval of the Board in each instance, except that the CEO is authorized to enter into amendments to professional services and other special services agreements for additional fees, without prior approval by the Board in each instance, where the additional fees for the agreement by the CEO pursuant to this Section, aggregate less than THE LESSER OF: (i) \$50,000, or (ii) ten percent (10%) of the cost of the agreement. Each amendment by the CEO under this Section shall be reported to the Board at the next meeting of the Board following the execution of said amendment.", the following is provided:

<b><u>Contract</u></b>	<b><u>Item/Service</u></b>	<b><u>Vendor</u></b>	<b><u>Change Order or Amendment</u></b>
<p><b><u>Professional services for the design of bridge at Wendy Park</u></b></p> <p>Revised Contract Amount: Amendment #3 adds \$33,857.91 and revised total to \$1,418,061.50</p>	<p>Additional engineering services to complete design revisions due to railroad comments, plan preparation and bid document.</p>	<p>KS Associates, Inc.</p>	<p>Amendment #3</p>

**AWARD OF BIDS; CONSTRUCTION CHANGE ORDERS; STATUS RE: CAPITAL PROJECTS.**

The following were presented to the Board for award/acknowledgment: bid tabulations, as shown on pages **88721** through **88733**; \$10,000 to \$50,000 purchased items/services report, pages **88734** through **88736**; and construction change orders, page **88737**.

**APPROVAL OF VOUCHERS AND PAYROLL.**

**No. 19-04-044:** It was moved by Vice President Moore, seconded by Vice President Rinker and carried, to approve payroll and vouchers, employee withholding taxes, and ADP payroll, as identified on pages **88761** to **88927**.

Vote on the motion was as follows:

Ayes: Ms. Berry, Messrs. Moore and Rinker.

Nays: None.

**No. 19-04-045:** It was moved by Vice President Rinker, seconded by President Berry and carried, to approve Visa Card (Arborwear) dated March 3, 2019 to March 30, 2019 in the amount of \$2,070, as identified on pages **88928** to **88929**.

Vote on the motion was as follows:

Ayes: Ms. Berry and Mr. Rinker.

Abstained: Mr. Moore.

Nays: None.

**PUBLIC COMMENTS.**

Public comments were heard by Mr. Norman Plonski of Major Hooples Restaurant, and Ms. Marty Leshner of Olmsted Township. All such comments can be heard in their entirety by accessing the "About" section of Cleveland Metroparks website at <https://clevelandmetroparks.com/about/cleveland-metroparks-organization/boards-of-park-commissioners/board-meeting-archives>.

**INFORMATION/BRIEFING ITEMS/POLICY.**

- a. ***Chief Executive Officer's Employee Guest(s)***  
(Originating Source: Brian M. Zimmerman, Chief Executive Officer)

**Lindsay E. Harris, Volunteer Services Manager**

Lindsay Harris joined the staff of Cleveland Metroparks in June 2018 as a Volunteer Services Manager. Most recently, Lindsay was employed as a Volunteer Engagement Representative for the American Red Cross. While in that position she coordinated, scheduled and managed Biomedical volunteers in Cuyahoga, Erie, Huron, and Lorain counties. She conducted training courses for various Biomedical Services volunteers and staff and ensured compliance with American Red Cross Biomedical Services guidelines and FDA regulations. Lindsay developed and implemented volunteer recruiting, engagement and retention methods. Prior to working for the American Red Cross, Lindsay worked as a Volunteer Coordinator for the Cleveland Rape Crisis Center managing ±100 hotline, face-to-face, and outreach and event volunteers. Lindsay holds a B.A. in Anthropology & Women's Studies from The Ohio State University and is pursuing a Master of Science in Social Administration from Case Western Reserve University.

**India T. Johnson, Geospatial Developer**

In August 2018, India Johnson enthusiastically became a Geospatial Developer in the Department of Planning & Design. Having previously held intern positions at Dakota Software in the roles of QA Analyst and Automation Specialist, India manually conducted tests on company software while logging and reporting issues and worked with software engineers to pinpoint the cause of software issues. India is proficient in Python, Selenium, and Git which she used to create automated tests that would run through the software products and report any issues or errors found. She successfully aided in the creation of tests that resulted in the reduction of repetitive tasks done by QA Analysts. From January 2017 to July 2017 India studied abroad in Ecuador studying Health, Human and Social Development in Rural and Urban Ecuador. She took a two-week multidisciplinary class in Ecuador as she studied the country's history, culture, economics, politics and biodiversity, and lived with both an indigenous Quichua family and a Quito family. Further, India spent a semester abroad in New Zealand where she studied Marine Biology and Ecology. Within her first 90 days of employment with Cleveland Metroparks, India successfully passed her Part 107 to become a drone pilot. India holds a B.A. in Biology with a Minor in Environmental Science from Case Western Reserve University.



**INFORMATION/BRIEFING ITEMS/POLICY (cont.)**

- b. **2019 Cleveland Metroparks Volunteer Appreciation Week**  
(Originating Sources: Harold G. Harrison, Chief Human Resources Officer/  
Lynne Lisner, Director of Volunteer Services)

Cleveland Metroparks and Cleveland Metroparks Zoo rely on volunteers to help carry out our mission. The role of Volunteer Services Department is to promote community involvement through rewarding volunteer opportunities. Cleveland Metroparks recognizes volunteers during National Volunteer Appreciation Week (April 7-13) for the 25th consecutive year. In appreciation of their dedication and support, Cleveland Metroparks offers special opportunities and discounts to volunteers. These opportunities include Zoo admission, rounds of golf, tobogganing, fall hayrides, and discounts at Nature Shops, Golf Pro Shops, Merwin's Wharf, and the Zoo Gift Shop.

Volunteers contribute to almost every aspect of our organization. In 2018, 5,737 volunteers donated 131,973 hours to community service projects, and to various divisions and departments: Development, Executive Office, Golf, Human Resources, IT, Legal, Marketing, Natural Resources, Outdoor Experiences, Park Operations, Planning & Design, Rangers, Trail Ambassador Program, Volunteer Services and Cleveland Metroparks Zoo.

Two volunteers were selected for introduction at the Board Meeting as representatives of the 5,737 valued Cleveland Metroparks volunteers.

- **Kathleen Bradley** first volunteered with Cleveland Metroparks in 1992 with the Rocky River stream macroinvertebrate sampling team. Her wide range of assignments over the years include Rocky River Nature Center's summer camp, restoration activities at Watershed Stewardship Center, pulling invasive plants at nature centers, planting trees, tabling at events, monitoring trails as a Trail Ambassador and working with Trails Division at Hinckley Reservation. Most recently, Kathleen expanded her volunteer duties by taking on the role of Group Leader, leading other volunteers during invasive plant pulls. Kathleen is an Ohio Certified Volunteer Naturalist with The Wilderness Center and became a Certified Watershed Steward through the Watershed Volunteer Program in 2013. In addition to serving on various local boards such as Ohio Prairie Association and Ohio Wetlands Association, Kathleen was recently honored for her 45 years of volunteer service with the Cleveland Museum of Natural History.
- **Ann Snyder** became a Cleveland Metroparks Zoo volunteer in 2011 and shortly thereafter became a docent and ambassador animal handler. She continued fostering her passion by earning a certification from the National Association for Interpretation in 2013. Since then, Ann has participated in almost every Zoo

**INFORMATION/BRIEFING ITEMS/POLICY (cont.)**

volunteer activity available, but has favored the Ambassador Animal program. Ann has donated over 4,130 hours over the last 8 years, which is an average of more than 500 hours a year! In 2018 she gave an impressive 719 hours. Ann describes her experiences at the Zoo as “absolutely delightful” and loves the volunteer and staff interaction. Zoo staff appreciate her willingness to assist in any way that is needed and value her enthusiasm and positive attitude. When describing her volunteer experience at the Zoo, her only regret is the 41-mile drive from Painesville!

c. ***The Emerald Necklace Trail Bicycle and Pedestrian Crossing Improvements Study***  
*(Originating Sources: Sean E. McDermott, P.E., Chief Planning and Design Officer / Sara Byrnes Maier, Senior Strategic Park Planner)*

In January 2016, Cleveland Metroparks submitted a grant application to Northeast Ohio Areawide Coordinating Agency (NOACA) for the Transportation for Livable Communities Initiative (TLCI) Planning Grant Program to fund a study of pedestrian and bicycle crossings along the Emerald Necklace all-Purpose trail and other select areas for the purpose of identifying a variety of treatments and best practices that may be employed to improve safety, function, and enjoyment of the trail network.

The application was selected for a NOACA-led technical assistance study, and work began in mid-2017, in part to better coordinate with the concurrent Cuyahoga Greenways TLCI planning study. As part of the project, trail/roadway crossings were inventoried and classified by speed, traffic volume, and other common characteristics. Based on this information, safety interventions and enhancements for each level of crossing were arranged into a “typology plan” to create a summary of the most appropriate solutions that could then be used as a menu to choose from when developing more discrete plans for individual intersections. The interventions presented in the typology plan are supported by literature on safety best practices and also include concept-level cost estimates.

Additionally, at a subset of major intersections where new or proposed crossings were anticipated, more detailed analyses including pedestrian and vehicular counts were performed. These locations were:

- Mastick Road/Valley Parkway (Rocky River Reservation);
- Broadview Road/Valley Parkway (Brecksville Reservation);
- Brecksville Road/Valley Parkway (Brecksville Reservation);
- Richmond Road/Hawthorn Parkway – South (Bedford Reservation) & Richmond Road/Hawthorn Parkway – North (South Chagrin Reservation); and
- Highland Road/Euclid Creek Reservation (Euclid Creek Reservation).

**INFORMATION/BRIEFING ITEMS/POLICY (cont.)**

Also, in coordination with a project led by the City of Lakewood, the intersection of Detroit Road/Sloan Avenue/Valley Parkway was also studied. Lakewood since installed temporary intersection modifications to narrow the pavement and shorten crosswalk distances using the NOACA “Street Supplies” kit of temporary demonstration materials.

In October 2018, based on recommendations from the draft *Emerald Necklace Trail Crossings* TLCI, Cleveland Metroparks submitted a TLCI Implementation grant application for modification of the Brecksville Road/Valley Parkway intersection and the City of Broadview Heights submitted an application for installation of a full traffic signal at the Broadview Road/Valley Parkway intersection. On March 8, 2019, the NOACA Board of Directors approved the SFY 2019 TLCI awards that included full funding for both projects, as listed below:

**Cleveland Metroparks: Valley Parkway Trail Crossing at Brecksville Road:**

NOACA TLCI Funds	\$105,000
Cleveland Metroparks Matching Funds	\$15,000
City of Brecksville Matching Funds	\$15,000
<b>Total Estimated Project Cost</b>	<b>\$135,000</b>

**City of Broadview Heights: Valley Parkway Trail Crossing at Broadview Road:**

NOACA TLCI Funds	\$200,000
Cleveland Metroparks Matching Funds	\$15,000
City of Broadview Heights Matching Funds	\$35,000
<b>Total Estimated Project Cost</b>	<b>\$250,000</b>

Also approved by the NOACA Board for full project funding in the amount of \$75,000 was Cuyahoga County Planning Commission’s *Community Confluence: Connecting the Cities of Lakewood and Rocky River and Cleveland Metroparks* TLCI planning study. The goals of the study include improving multimodal and active transportation access, circulation, safety, and wayfinding between the cities, Rocky River Reservation, and surrounding neighborhoods on three existing bridges: Clifton Boulevard, Detroit Road, and Hilliard Boulevard. Cleveland Metroparks will contribute staff time to this project as a project partner.

Staff will provide an overview of the Emerald Necklace Trail Crossings TLCI study and the recently awarded TLCI projects.

**INFORMATION/BRIEFING ITEMS/POLICY (cont.)**

- d. ***East 72<sup>nd</sup> Placemaking – Comfort Station, Bike Parking, and Swing***  
(Originating Sources: Brian M. Zimmerman, Chief Executive Officer/Sean E. McDermott, P.E., Chief Planning and Design Officer/Kelly Coffman, Senior Strategic Park Planner/Natalie Ronayne, Chief Development Officer/Kristen Trolio, Grants Manager)

Cleveland Metroparks Lakefront Reservation is a favorite community gathering spot. The portion of the park east of downtown and north of Interstate 90 at E. 72<sup>nd</sup> Street has proven very popular and experiences periods of concentrated use. It is accessible to residents of the nearby St. Clair Superior neighborhood via sidewalk, and is a popular spot for fisherman, views of Downtown Cleveland, and walkers and cyclists using the Cleveland Lakefront Bikeway. The 2014 Reservation Master Plan recommended restrooms and other improvements for this area.

Cleveland Metroparks recently secured funding from the Holden Parks Trust for new facilities at East 72<sup>nd</sup>. The project includes a comfort station with two unisex restrooms, a bench swing, bike parking, drinking fountains, and wayfinding signage. The comfort station will be located near the Cleveland Lakefront Bikeway and can serve as a trailhead and meeting spot while the bench swing will be located nearer the shore, thus capturing great views and panoramas. Both structures will have living green roofs, adding an element of habitat and stormwater best management practices to the improvements.

Holden Parks Trust is providing \$100,000 for the project. The East 72<sup>nd</sup> Comfort Station will be a great new amenity for park users and a highly visible and attractive rest stop along the Cleveland Lakefront Bikeway. The Trust has invested over \$5 million in the Gordon Park - Rockefeller Park corridor, however this is the first effort they have funded in Cleveland Metroparks.

Cleveland Metroparks is supporting the project by providing in-house survey, architecture, graphic design, and constructing the structures with our skilled in-house crews. Additionally, the Park District will contribute \$15,000 to the project's total anticipated cost of \$115,000.

- e. ***Henninger Trail Development Partnership***  
(Originating Sources: Brian M. Zimmerman, Chief Executive Officer/Sean E. McDermott, P.E., Chief Planning and Design Officer/Kelly Coffman, Senior Strategic Park Planner)

The Henninger property is a 24.5-acre parcel located in Old Brooklyn south of Big Creek, and east of Pearl Road. The property was acquired in 2015 by the Western Reserve Land Conservancy (WRLC) through a Clean Ohio Green Space grant. Cleveland Metroparks has been engaged in planning efforts for the site with WRLC and Old Brooklyn Community Development Corporation (OBCDC) over the past five years. City of Cleveland planning staff have also been involved.

**INFORMATION/BRIEFING ITEMS/POLICY (cont.)**

The property offers an opportunity to both connect the Cleveland Metroparks Zoo to the Towpath Trail and also provide needed green space to the local community. Uses at the site are envisioned to be passive trails and open space due to both Clean Ohio deed restrictions and to the site's historic use as a construction landfill. WRLC conducted environmental investigations and managed remediation of the project through the Ohio EPA's Voluntary Action Program, submitting a no further action letter and receiving a covenant not to sue. OBCDC has helped with public outreach and engagement for the proposed park.

The property is adjacent to the Big Creek valley and across Pearl Road from the current terminus of the all-purpose trail that parallels Wildlife Way, providing bike and pedestrian access to Brookside Park and Cleveland Metroparks Zoo. Cleveland Metroparks, WRLC, and OBCDC envision a new all-purpose trail traversing the site, linking to Wildlife Way on the west and terminating at East 20<sup>th</sup> Street to the east. A future phase of the trail would complete a link to Harmody Park and the existing Treadway Creek Trail, connecting to Jennings Road less than 1,000' from the Towpath Trail (Stage 1, currently under construction). The trail connection is noted on the 2017 Brookside Reservation Master Plan. The route is also considered a Critical Gap in the Cuyahoga Greenways Plan.

WRLC and OBCDC have secured funding commitments from sources including Clean Ohio, Cuyahoga County, and private foundations for the first phase of construction, estimated at approximately \$475,000. Cleveland Metroparks is collaborating with the partners to develop plans and manage construction, providing survey, engineering, site planting plans, and general coordination. Construction is anticipated to begin in 2019, with a spring 2020 completion.

WRLC is seeking additional funds to complete the remainder of this important link between Cleveland Metroparks Zoo and the Towpath Trail.

**f. *Beyond Park Boundaries: The Great Lakes Restoration Initiative (GLRI)  
Hydrilla Project***

*(Originating Sources: Joseph V. Roszak, Chief Operating Officer/Mark Warman, AIS Project Coordinator)*

Previous Board updates have covered Cleveland Metroparks efforts to identify and manage the aquatic invasive species, 'Hydrilla' within park boundaries. Significant grant dollars have allowed us to perform necessary, long-term treatments to eradicate this serious threat. Because of the success of the program and major outreach efforts, the program has been able to garner additional funds as well as positive exposure. Now in its eighth year, the hydrilla project is making regional and national impacts as an effective aquatic invasive species prevention program.

**DATE OF NEXT MEETING.**

The next Regular Meeting of the Board of Park Commissioners was scheduled by the Board for Thursday, May 16, 2019, 8:00 a.m. at the Board's office, 4101 Fulton Parkway, Cleveland, Ohio.

**EXECUTIVE SESSION.**

**No. 19-04-052:** At 9:32 a.m., upon motion by Vice President Moore, seconded by Vice President Rinker and carried, the meeting adjourned to an Executive Session for the purpose of discussing the Purchase/Acquisition of Real Property, as stated by Chief Legal and Ethics Officer, Rose Fini.

Vote on the motion was as follows:

Aye: Ms. Berry  
Aye: Mr. Moore  
Aye: Mr. Rinker  
Nays: None.

**No action was taken as a result of the Executive Session.**

**ADJOURNMENT.**

**No. 19-04-053:** There being no further matters to come before the Board, upon motion by Vice President Moore, seconded by Vice President Rinker, and carried, President Berry adjourned the meeting at 10:27 a.m.

Vote on the motion was as follows:

Ayes: Ms. Berry, Messrs. Moore and Rinker.  
Nays: None.

---

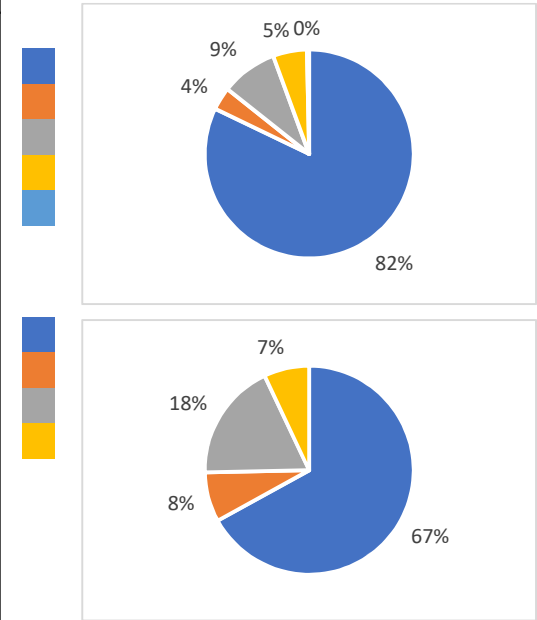
President.

Attest:

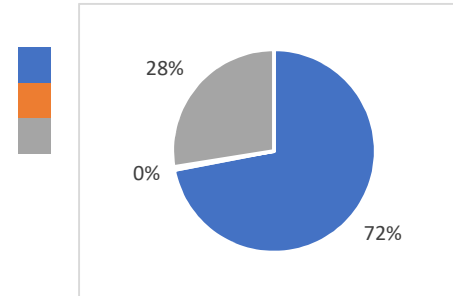
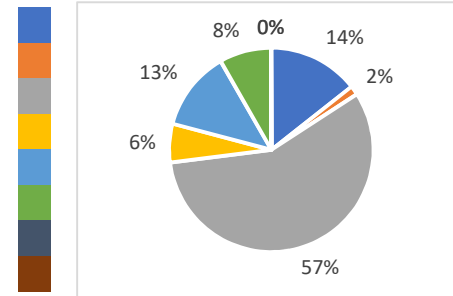
---

Secretary.

	Actual Mar '18	Actual Mar '19	Fav (Unfav)	Actual YTD Mar '18	Actual YTD Mar '19	Fav (Unfav)
<b>Revenue:</b>						
Property Tax	5,361,985	3,583,834	(1,778,151)	38,562,985	36,481,834	(2,081,151)
Local Gov/Grants/Gifts	387,079	426,759	39,680	1,654,564	1,574,891	(79,673)
Charges for Services	828,153	1,344,308	516,155	3,287,962	3,870,486	582,524
Self-Funded	795,415	771,881	(23,534)	2,224,946	2,323,176	98,230
Interest, Fines, Other	<u>22,877</u>	<u>67,085</u>	<u>44,208</u>	<u>165,728</u>	<u>162,347</u>	<u>(3,381)</u>
<b>Total Revenue</b>	<b>7,395,509</b>	<b>6,193,867</b>	<b>(1,201,642)</b>	<b>45,896,185</b>	<b>44,412,734</b>	<b>(1,483,451)</b>
<b>OpEx:</b>						
Salaries and Benefits	4,692,979	5,140,308	(447,329)	14,124,887	15,060,297	(935,410)
Contractual Services	883,912	373,768	510,144	1,257,358	1,737,104	(479,746)
Operations	1,559,034	1,398,978	160,056	3,663,885	4,114,024	(450,139)
Self-Funded Exp	<u>533,993</u>	<u>808,748</u>	<u>(274,755)</u>	<u>1,848,719</u>	<u>1,576,306</u>	<u>272,413</u>
<b>Total OpEx</b>	<b>7,669,918</b>	<b>7,721,802</b>	<b>(51,884)</b>	<b>20,894,849</b>	<b>22,487,731</b>	<b>(1,592,882)</b>
<b>Op Surplus/(Subsidy)</b>	<b>(274,409)</b>	<b>(1,527,935)</b>	<b>(1,253,526)</b>	<b>25,001,336</b>	<b>21,925,003</b>	<b>(3,076,333)</b>
<b>CapEx:</b>						
Capital Labor	148,037	102,025	46,012	260,762	178,562	82,200
Construction Expenses	1,973,982	1,006,523	967,459	5,163,083	1,771,865	3,391,218
Capital Equipment	65,915	260,984	(195,069)	159,973	1,023,991	(864,018)
Land Acquisition	3,150	288,390	(285,240)	543,136	480,814	62,322
Capital Animal Costs	<u>0</u>	<u>65</u>	<u>(65)</u>	<u>2,246</u>	<u>1,590</u>	<u>656</u>
<b>Total CapEx</b>	<b>2,191,084</b>	<b>1,657,987</b>	<b>533,097</b>	<b>6,129,200</b>	<b>3,456,822</b>	<b>2,672,378</b>
<b>Net Surplus/(Subsidy)</b>	<b>(2,465,493)</b>	<b>(3,185,922)</b>	<b>(720,429)</b>	<b>18,872,136</b>	<b>18,468,181</b>	<b>(403,955)</b>

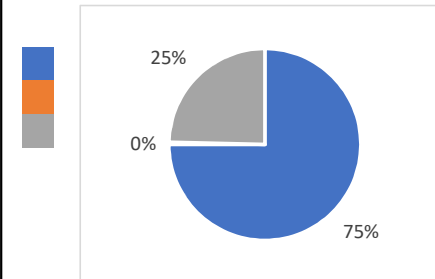
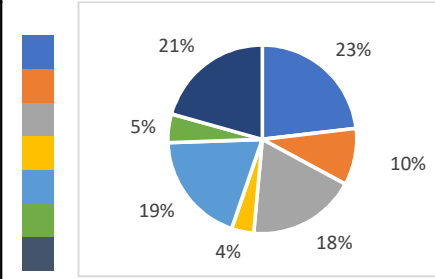


	Actual Mar '18	Actual Mar '19	Fav (Unfav)	Actual YTD Mar '18	Actual YTD Mar '19	Fav (Unfav)
<b>Revenue:</b>						
General/SE Admissions	96,889	127,719	30,830	190,381	212,195	21,814
Guest Experience	8,457	15,192	6,735	11,328	21,365	10,037
Zoo Society	0	0	0	737,000	844,842	107,842
Souvenirs/Refreshments	21,458	34,234	12,776	79,107	90,423	11,316
Education	62,976	74,012	11,036	144,719	186,489	41,770
Rentals & Events	28,285	32,848	4,563	77,035	121,128	44,093
Consignment	0	0	0	5,116	484	(4,632)
Other	<u>1,557</u>	<u>655</u>	<u>(902)</u>	<u>4,078</u>	<u>390</u>	<u>(3,688)</u>
<b>Total Revenue</b>	<b>219,622</b>	<b>284,660</b>	<b>65,038</b>	<b>1,248,764</b>	<b>1,477,316</b>	<b>228,552</b>
<b>OpEx:</b>						
Salaries and Benefits	1,075,860	1,189,111	(113,251)	3,244,925	3,417,672	(172,747)
Contractual Services	11,961	7,666	4,295	25,714	21,413	4,301
Operations	<u>202,635</u>	<u>373,623</u>	<u>(170,988)</u>	<u>856,908</u>	<u>1,306,284</u>	<u>(449,376)</u>
<b>Total OpEx</b>	<b>1,290,456</b>	<b>1,570,400</b>	<b>(279,944)</b>	<b>4,127,547</b>	<b>4,745,369</b>	<b>(617,822)</b>
<b>Op Surplus/(Subsidy)</b>	<b>(1,070,834)</b>	<b>(1,285,740)</b>	<b>(214,906)</b>	<b>(2,878,783)</b>	<b>(3,268,053)</b>	<b>(389,270)</b>
<b>CapEx:</b>						
Capital Labor	8,234	7,455	779	15,200	7,455	7,745
Construction Expenses	210,429	515,182	(304,753)	537,251	661,175	(123,924)
Capital Equipment	30,365	43,165	(12,800)	62,236	120,374	(58,138)
Capital Animal Costs	<u>0</u>	<u>65</u>	<u>(65)</u>	<u>2,246</u>	<u>1,591</u>	<u>655</u>
<b>Total CapEx</b>	<b>249,028</b>	<b>565,867</b>	<b>(316,839)</b>	<b>616,933</b>	<b>790,595</b>	<b>(173,662)</b>
<b>Net Surplus/(Subsidy)</b>	<b>(1,319,862)</b>	<b>(1,851,607)</b>	<b>(531,745)</b>	<b>(3,495,716)</b>	<b>(4,058,648)</b>	<b>(562,932)</b>
Restricted Revenue	22,018	59,872	37,854	309,717	194,807	(114,910)
Restricted Expenses	<u>1,206,964</u>	<u>36,719</u>	<u>1,170,245</u>	<u>2,155,540</u>	<u>312,649</u>	<u>1,842,891</u>
<b>Restricted Surplus/(Subsidy)</b>	<b>(1,184,946)</b>	<b>23,153</b>	<b>1,208,099</b>	<b>(1,845,823)</b>	<b>(117,842)</b>	<b>1,727,981</b>





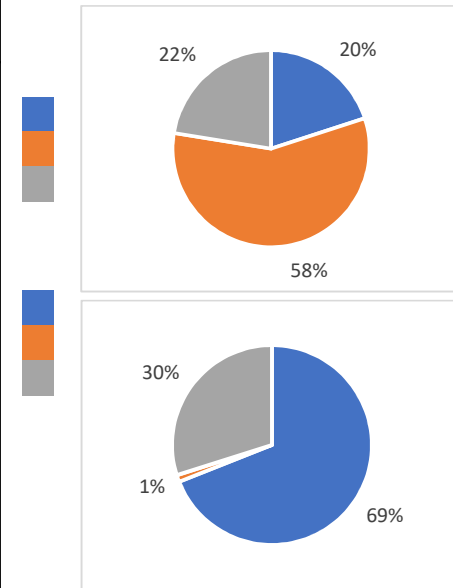
	Actual Mar '18	Actual Mar '19	Fav (Unfav)	Actual YTD Mar '18	Actual YTD Mar '19	Fav (Unfav)
<b>Revenue:</b>						
Greens Fees	14,241	40,327	26,086	35,076	54,347	19,271
Equipment Rentals	5,121	16,033	10,912	9,270	22,937	13,667
Food Service	30,893	37,746	6,853	62,318	43,632	(18,686)
Merchandise Sales	4,681	5,410	729	7,339	8,983	1,644
Pro Services	20,793	27,790	6,997	33,216	45,010	11,794
Driving Range	5,623	9,091	3,468	11,780	11,556	(224)
Other	<u>23,045</u>	<u>34,854</u>	<u>11,809</u>	<u>44,767</u>	<u>48,518</u>	<u>3,751</u>
<b>Total Revenue</b>	<b>104,397</b>	<b>171,251</b>	<b>66,854</b>	<b>203,766</b>	<b>234,983</b>	<b>31,217</b>
<b>OpEx:</b>						
Salaries and Benefits	191,237	265,481	(74,244)	640,829	752,845	(112,016)
Contractual Services	1,326	935	391	3,564	3,601	(37)
Operations	<u>90,650</u>	<u>115,557</u>	<u>(24,907)</u>	<u>301,432</u>	<u>246,922</u>	<u>54,510</u>
<b>Total OpEx</b>	<b>283,213</b>	<b>381,973</b>	<b>(98,760)</b>	<b>945,825</b>	<b>1,003,368</b>	<b>(57,543)</b>
<b>Op Surplus/(Subsidy)</b>	<b>(178,816)</b>	<b>(210,722)</b>	<b>(31,906)</b>	<b>(742,059)</b>	<b>(768,385)</b>	<b>(26,326)</b>
<b>CapEx:</b>						
Capital Labor	43,260	26,076	17,184	63,287	49,978	13,309
Construction Expenses	40,214	163,786	(123,572)	83,750	171,569	(87,819)
Capital Equipment	<u>0</u>	<u>14,890</u>	<u>(14,890)</u>	<u>46,472</u>	<u>476,890</u>	<u>(430,418)</u>
<b>Total CapEx</b>	<b>83,474</b>	<b>204,752</b>	<b>(121,278)</b>	<b>193,509</b>	<b>698,437</b>	<b>(504,928)</b>
<b>Net Surplus/(Subsidy)</b>	<b>(262,290)</b>	<b>(415,474)</b>	<b>(153,184)</b>	<b>(935,568)</b>	<b>(1,466,822)</b>	<b>(531,254)</b>



**Cleveland Metroparks  
Financial Performance  
3/31/2019  
Golf Detail**

	<b>Big Met (18)</b>		<b>Little Met (9)</b>		<b>Mastick Woods (9)</b>		<b>Manakiki (18)</b>		<b>Sleepy Hollow (18)</b>	
	YTD Mar '18	YTD Mar '19	YTD Mar '18	YTD Mar '19	YTD Mar '18	YTD Mar '19	YTD Mar '18	YTD Mar '19	YTD Mar '18	YTD Mar '19
Operating Revenue	51,281	50,561	1,456	2,275	3,671	5,980	26,006	43,499	44,056	29,686
Operating Expenses	<u>156,973</u>	<u>135,083</u>	<u>38,670</u>	<u>34,642</u>	<u>25,714</u>	<u>29,003</u>	<u>125,996</u>	<u>151,334</u>	<u>161,415</u>	<u>189,603</u>
<b>Operating Surplus/(Subsidy)</b>	<b>(105,692)</b>	<b>(84,522)</b>	<b>(37,214)</b>	<b>(32,367)</b>	<b>(22,043)</b>	<b>(23,023)</b>	<b>(99,990)</b>	<b>(107,835)</b>	<b>(117,359)</b>	<b>(159,917)</b>
Capital Labor	0	0	0	0	0	0	0	0	2,125	20,359
Construction Expenses	32,034	0	0	0	0	0	7,217	0	313	171,569
Capital Equipment	<u>0</u>	<u>476,890</u>	<u>0</u>	<u>0</u>	<u>0</u>	<u>0</u>	<u>0</u>	<u>0</u>	<u>0</u>	<u>0</u>
<b>Total Capital Expenditures</b>	<b>32,034</b>	<b>476,890</b>	<b>0</b>	<b>0</b>	<b>0</b>	<b>0</b>	<b>7,217</b>	<b>0</b>	<b>2,438</b>	<b>191,928</b>
<b>Net Surplus/(Subsidy)</b>	<b>(137,726)</b>	<b>(561,412)</b>	<b>(37,214)</b>	<b>(32,367)</b>	<b>(22,043)</b>	<b>(23,023)</b>	<b>(107,207)</b>	<b>(107,835)</b>	<b>(119,797)</b>	<b>(351,845)</b>
	<b>Shawnee Hills (27)</b>		<b>Washington Park (9)</b>		<b>Seneca (27)</b>		<b>Golf Admin</b>		<b>Total</b>	
	YTD Mar '18	YTD Mar '19	YTD Mar '18	YTD Mar '19	YTD Mar '18	YTD Mar '19	YTD Mar '18	YTD Mar '19	YTD Mar '18	YTD Mar '19
Operating Revenue	14,572	22,270	39,948	35,285	18,550	38,336	4,226	7,091	203,766	234,983
Operating Expenses	<u>121,772</u>	<u>122,983</u>	<u>70,667</u>	<u>79,025</u>	<u>133,032</u>	<u>140,310</u>	<u>111,586</u>	<u>121,385</u>	<u>945,825</u>	<u>1,003,368</u>
<b>Operating Surplus/(Subsidy)</b>	<b>(107,200)</b>	<b>(100,713)</b>	<b>(30,719)</b>	<b>(43,740)</b>	<b>(114,482)</b>	<b>(101,974)</b>	<b>(107,360)</b>	<b>(114,294)</b>	<b>(742,059)</b>	<b>(768,385)</b>
Capital Labor	0	0	0	0	61,162	29,619	0	0	63,287	49,978
Construction Expenses	0	0	0	0	44,186	0	0	0	83,750	171,569
Capital Equipment	<u>0</u>	<u>0</u>	<u>0</u>	<u>0</u>	<u>0</u>	<u>0</u>	<u>46,472</u>	<u>0</u>	<u>46,472</u>	<u>476,890</u>
<b>Total Capital Expenditures</b>	<b>0</b>	<b>0</b>	<b>0</b>	<b>0</b>	<b>105,348</b>	<b>29,619</b>	<b>46,472</b>	<b>0</b>	<b>193,509</b>	<b>698,437</b>
<b>Net Surplus/(Subsidy)</b>	<b>(107,200)</b>	<b>(100,713)</b>	<b>(30,719)</b>	<b>(43,740)</b>	<b>(219,830)</b>	<b>(131,593)</b>	<b>(153,832)</b>	<b>(114,294)</b>	<b>(935,568)</b>	<b>(1,466,822)</b>

	Actual Mar '18	Actual Mar '19	Fav (Unfav)	Actual YTD Mar '18	Actual YTD Mar '19	Fav (Unfav)
<b>Revenue:</b>						
Concessions	85,380	85,108	(272)	195,916	196,015	99
Dock Rentals	151,125	70,881	(80,244)	656,465	564,580	(91,885)
Other	<u>29,384</u>	<u>41,414</u>	<u>12,030</u>	<u>182,831</u>	<u>220,226</u>	<u>37,395</u>
<b>Total Revenue</b>	<b>265,889</b>	<b>197,403</b>	<b>(68,486)</b>	<b>1,035,212</b>	<b>980,821</b>	<b>(54,391)</b>
<b>OpEx:</b>						
Salaries and Benefits	160,814	184,235	(23,421)	504,895	538,525	(33,630)
Contractual Services	1,969	1,804	165	5,718	8,698	(2,980)
Operations	<u>59,797</u>	<u>107,448</u>	<u>(47,651)</u>	<u>184,413</u>	<u>233,217</u>	<u>(48,804)</u>
<b>Total OpEx</b>	<b>222,580</b>	<b>293,487</b>	<b>(70,907)</b>	<b>695,026</b>	<b>780,440</b>	<b>(85,414)</b>
<b>Op Surplus/(Subsidy)</b>	<b>43,309</b>	<b>(96,084)</b>	<b>(139,393)</b>	<b>340,186</b>	<b>200,381</b>	<b>(139,805)</b>
<b>CapEx:</b>						
Capital Labor	0	0	0	1,063	0	1,063
Construction Expenses	0	19,363	(19,363)	6,327	32,771	(26,444)
Capital Equipment	<u>5,697</u>	<u>0</u>	<u>5,697</u>	<u>8,966</u>	<u>1,589</u>	<u>7,377</u>
<b>Total CapEx</b>	<b>5,697</b>	<b>19,363</b>	<b>(13,666)</b>	<b>16,356</b>	<b>34,360</b>	<b>(18,004)</b>
<b>Net Surplus/(Subsidy)</b>	<b>37,612</b>	<b>(115,447)</b>	<b>(153,059)</b>	<b>323,830</b>	<b>166,021</b>	<b>(157,809)</b>



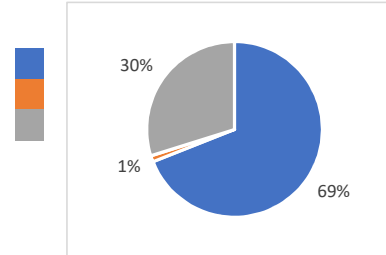
\*Other includes Chalet, Hayrides, Aquatics and Misc.

Cleveland Metroparks  
Financial Performance  
3/31/2019  
Enterprise Detail

	<b>Merwin's Wharf</b>		<b>EW Beach House</b>		<b>E55th Marina</b>		<b>E55th Restaurant</b>		<b>Wildwood</b>		<b>Euclid Beach</b>	
	YTD Mar '18	YTD Mar '19	YTD Mar '18	YTD Mar '19	YTD Mar '18	YTD Mar '19	YTD Mar '18	YTD Mar '19	YTD Mar '18	YTD Mar '19	YTD Mar '18	YTD Mar '19
Operating Revenue	188,228	170,436	175	0	543,331	416,979	0	(125)	0	15,480	0	0
Operating Expenses	<u>272,061</u>	<u>294,825</u>	<u>11,368</u>	<u>4,106</u>	<u>12,351</u>	<u>30,779</u>	<u>4,603</u>	<u>3,408</u>	<u>0</u>	<u>4,665</u>	<u>0</u>	<u>25</u>
<b>Operating Surplus/(Subsidy)</b>	<b>(83,833)</b>	<b>(124,389)</b>	<b>(11,193)</b>	<b>(4,106)</b>	<b>530,980</b>	<b>386,200</b>	<b>(4,603)</b>	<b>(3,533)</b>	<b>0</b>	<b>10,815</b>	<b>0</b>	<b>(25)</b>
Capital Labor	0	0	0	0	0	0	0	0	0	0	0	0
Construction Expenses	0	1,673	0	0	0	4,138	0	0	0	7,867	0	0
Capital Equipment	<u>0</u>	<u>0</u>	<u>0</u>	<u>0</u>	<u>0</u>	<u>0</u>	<u>0</u>	<u>0</u>	<u>0</u>	<u>0</u>	<u>0</u>	<u>0</u>
<b>Total Capital Expenditures</b>	<b>0</b>	<b>1,673</b>	<b>0</b>	<b>0</b>	<b>0</b>	<b>4,138</b>	<b>0</b>	<b>0</b>	<b>0</b>	<b>7,867</b>	<b>0</b>	<b>0</b>
<b>Net Surplus/(Subsidy)</b>	<b>(83,833)</b>	<b>(126,062)</b>	<b>(11,193)</b>	<b>(4,106)</b>	<b>530,980</b>	<b>382,062</b>	<b>(4,603)</b>	<b>(3,533)</b>	<b>0</b>	<b>2,948</b>	<b>0</b>	<b>(25)</b>
	<b>EmerNeck Marina</b>		<b>EmerNeck Restaurant</b>		<b>Edgewater Pier</b>		<b>Wallace Lake</b>		<b>Hinckley Lake</b>		<b>Huntington</b>	
	YTD Mar '18	YTD Mar '19	YTD Mar '18	YTD Mar '19	YTD Mar '18	YTD Mar '19	YTD Mar '18	YTD Mar '19	YTD Mar '18	YTD Mar '19	YTD Mar '18	YTD Mar '19
Operating Revenue	106,511	128,706	1,251	23,801	0	0	0	0	0	0	59	0
Operating Expenses	<u>7,888</u>	<u>12,168</u>	<u>3,489</u>	<u>36,614</u>	<u>176</u>	<u>633</u>	<u>408</u>	<u>998</u>	<u>32</u>	<u>458</u>	<u>830</u>	<u>1,032</u>
<b>Operating Surplus/(Subsidy)</b>	<b>98,623</b>	<b>116,538</b>	<b>(2,238)</b>	<b>(12,813)</b>	<b>(176)</b>	<b>(633)</b>	<b>(408)</b>	<b>(998)</b>	<b>(32)</b>	<b>(458)</b>	<b>(771)</b>	<b>(1,032)</b>
Capital Labor	0	0	0	0	0	0	0	0	0	0	0	0
Construction Expenses	276	0	0	7,359	0	0	0	0	0	0	0	0
Capital Equipment	<u>0</u>	<u>0</u>	<u>0</u>	<u>0</u>	<u>0</u>	<u>0</u>	<u>0</u>	<u>0</u>	<u>0</u>	<u>0</u>	<u>0</u>	<u>0</u>
<b>Total Capital Expenditures</b>	<b>276</b>	<b>0</b>	<b>0</b>	<b>7,359</b>	<b>0</b>	<b>0</b>	<b>0</b>	<b>0</b>	<b>0</b>	<b>0</b>	<b>0</b>	<b>0</b>
<b>Net Surplus/(Subsidy)</b>	<b>98,347</b>	<b>116,538</b>	<b>(2,238)</b>	<b>(20,172)</b>	<b>(176)</b>	<b>(633)</b>	<b>(408)</b>	<b>(998)</b>	<b>(32)</b>	<b>(458)</b>	<b>(771)</b>	<b>(1,032)</b>
	<b>Chalet</b>		<b>Ledge Lake</b>		<b>Parking</b>		<b>Enterprise Admin</b>		<b>Total</b>			
	YTD Mar '18	YTD Mar '19	YTD Mar '18	YTD Mar '19	YTD Mar '18	YTD Mar '19	YTD Mar '18	YTD Mar '19	YTD Mar '18	YTD Mar '19		
Operating Revenue	158,431	187,807	4,535	8,765	32,691	28,972	0	0	1,035,212	980,821		
Operating Expenses	<u>146,885</u>	<u>152,226</u>	<u>1,378</u>	<u>2,928</u>	<u>3,190</u>	<u>4,062</u>	<u>230,367</u>	<u>231,513</u>	<u>695,026</u>	<u>780,440</u>		
<b>Operating Surplus/(Subsidy)</b>	<b>11,546</b>	<b>35,581</b>	<b>3,157</b>	<b>5,837</b>	<b>29,501</b>	<b>24,910</b>	<b>(230,367)</b>	<b>(231,513)</b>	<b>340,186</b>	<b>200,381</b>		
Capital Labor	1,063	0	0	0	0	0	0	0	1,063	0		
Construction Expenses	6,051	7,373	0	4,361	0	0	0	0	6,327	32,771		
Capital Equipment	<u>0</u>	<u>0</u>	<u>0</u>	<u>0</u>	<u>0</u>	<u>0</u>	<u>8,966</u>	<u>1,589</u>	<u>8,966</u>	<u>1,589</u>		
<b>Total Capital Expenditures</b>	<b>7,114</b>	<b>7,373</b>	<b>0</b>	<b>4,361</b>	<b>0</b>	<b>0</b>	<b>8,966</b>	<b>1,589</b>	<b>16,356</b>	<b>34,360</b>		
<b>Net Surplus/(Subsidy)</b>	<b>4,432</b>	<b>28,208</b>	<b>3,157</b>	<b>1,476</b>	<b>29,501</b>	<b>24,910</b>	<b>(239,333)</b>	<b>(233,102)</b>	<b>323,830</b>	<b>166,021</b>		

**Cleveland Metroparks  
Financial Performance  
3/31/2019  
Nature Shops and Kiosks**

	Actual Mar '18	Actual Mar '19	Fav (Unfav)	Actual YTD Mar '18	Actual YTD Mar '19	Fav (Unfav)
<b>Retail Revenue</b>	<b>16,649</b>	<b>22,713</b>	<b>6,064</b>	<b>41,104</b>	<b>46,550</b>	<b>5,446</b>
<b>OpEx:</b>						
Salaries and Benefits	15,650	17,272	(1,622)	46,525	49,488	(2,963)
Contractual Services	1,014	0	1,014	3,043	0	3,043
Operations	<u>9,396</u>	<u>22,180</u>	<u>(12,784)</u>	<u>17,345</u>	<u>45,244</u>	<u>(27,899)</u>
<b>Total OpEx</b>	<b>26,060</b>	<b>39,452</b>	<b>(13,392)</b>	<b>66,913</b>	<b>94,732</b>	<b>(27,819)</b>
<b>Op Surplus/(Subsidy)</b>	<b>(9,411)</b>	<b>(16,739)</b>	<b>(7,328)</b>	<b>(25,809)</b>	<b>(48,182)</b>	<b>(22,373)</b>
<b>CapEx:</b>						
Capital Labor	0	0	0	0	0	0
Construction Expenses	0	0	0	0	0	0
Capital Equipment	<u>0</u>	<u>0</u>	<u>0</u>	<u>0</u>	<u>0</u>	<u>0</u>
<b>Total CapEx</b>	<b>0</b>	<b>0</b>	<b>0</b>	<b>0</b>	<b>0</b>	<b>0</b>
<b>Net Surplus/(Subsidy)</b>	<b>(9,411)</b>	<b>(16,739)</b>	<b>(7,328)</b>	<b>(25,809)</b>	<b>(48,182)</b>	<b>(22,373)</b>



**CLEVELAND METROPARKS  
ACCOUNTS RECEIVABLE AND INVESTMENTS SCHEDULES  
FOR THE MONTH ENDED MARCH 31, 2019**

ACCOUNTS RECEIVABLE

Current	Past Due			Total
	30 Days	60 Days	90 Days	
\$261,188	\$17,622	\$15,253	\$68,906	\$362,969

RANGER/COURT FINES RECEIVABLE

Total
\$43,321

INVESTMENTS

Date Placed	Bank	Description	Days of Duration	Rate	Date of Maturity	Interest Earned	EOM Balance
03/01/19	PNC Bank	Money Market (A)	30	1.14%	03/31/19	\$55	\$57,955
03/01/19	PNC Bank	Sweep Account (B)	30	2.06%	03/31/19	\$23,653	\$27,525,828
03/01/19	Fifth Third Securities	Money Market (C)	30	2.08%	03/31/19	\$1,679	\$966,708
Various	Fifth Third Securities	Certificates of Deposit (D)	30	Various	Various	\$240	\$750,000
03/01/19	STAR Ohio	State pool (E)	30	2.59%	03/31/19	\$25,862	\$11,977,194
03/01/19	STAR Plus	State pool (F)	30	2.59%	03/31/19	\$1,468	\$679,336

(A) Government Performance Money Market Account.

\$41,957,021

Investment balance ranged from \$57,900 to \$57,955 in March.

(B) Government Money Market Sweep Account.

Investment average monthly balance (AMB) for February was \$15,990,431. (Sweep interest is based on prior month's AMB).

(C) Federated Government Money Market Account used to temporarily reinvest Brokered Certificate of Deposit interest payments.

Investment balance ranged from \$964,789 to \$966,708 in March.

(D) Brokered Certificates of Deposit.

Maturities range from 4/8/19 through 10/07/19 at rates from 1.25% to 1.31%.

(E) State Treasurer's Asset Reserve (STAR Ohio).

Investment balance ranged from \$11,951,332 to \$11,977,194 in March.

(F) State Treasurer's Asset Reserve Plus Account (STAR Plus)

Investment balance ranged from \$677,868 to \$679,336 in March.

**CLEVELAND METROPARKS**  
**Appropriation Summary - 2019**

Object Code	Object Description	Original Budget			Total Prior Budget Amendments	Proposed Amendment #3 4/18/2019	Total
		Baseline Budget	Carry Over Encumbrances	Total			
<b>OPERATING</b>							
51	Salaries	\$ 53,558,482	\$ -	\$ 53,558,482	\$ 131,251	\$ 32,000 <b>A</b>	\$ 53,721,733
52	Employee Fringe Benefits	18,477,174	20,446	18,497,620	20,219	11,000 <b>B</b>	18,528,839
53	Contractual Services	14,727,221	900,758	15,627,979	121,064	(3,500) <b>C</b>	15,745,543
54	Office Operations	25,262,956	1,623,806	26,886,762	543,325	15,264 <b>D</b>	27,445,351
	Operating Subtotal	112,025,833	2,545,010	114,570,843	815,859	54,764	115,441,466
<b>CAPITAL</b>							
571	Capital Labor	1,110,000	-	1,110,000	14,000	-	1,124,000
572	Capital Materials	1,893,884	536,076	2,429,960	665,297	55,000 <b>E</b>	3,150,257
573	Capital Contracts	14,432,303	3,682,444	18,114,747	2,957,138	-	21,071,885
574	Capital Equipment	2,670,302	280,328	2,950,630	9,403	21,266 <b>F</b>	2,981,299
575	Zoo Animals	75,000	-	75,000	-	-	75,000
576	Land	9,191,274	16,956	9,208,230	-	-	9,208,230
	Capital Subtotal	29,372,763	4,515,804	33,888,567	3,645,838	76,266	37,610,671
<b>TOTALS</b>							
Grand totals		\$ 141,398,596	\$ 7,060,814	\$ 148,459,410	\$ 4,461,697	\$ 131,030	\$ 153,052,137

**CLEVELAND METROPARKS****Appropriations 2019 - Legend - Amendment #3****OPERATING****51 SALARIES**

\$ 32,000 Establish budget for FTE and expenses for ODOT parking lot and adjacent properties  
 Appropriation will be paid from existing restricted funds or expected new restricted fund revenues during 2019

**A** \$ 32,000 Total increase (decrease) to Salaries

**52 FRINGE BENEFITS**

\$ 11,000 Establish budget for FTE and expenses for ODOT parking lot and adjacent properties  
 Appropriation will be paid from existing restricted funds or expected new restricted fund revenues during 2019

**B** \$ 11,000 Total increase (decrease) to Fringe Benefits

**53 CONTRACTUAL SERVICES**

\$ (3,500) Transfer of appropriations from Lab Fees to Technology Equipment for ITS bulk purchase items  
 Net budget effect is zero

**C** \$ (3,500) Total increase (decrease) to Contractual Services

**54 OFFICE OPERATIONS**

\$ 25,030 Establish budget for data communication and credit card fees for boat launch locations.  
 Appropriation will be paid from existing restricted funds or expected new restricted funds during 2019

\$ 8,000 Establish budget for FTE and expenses for ODOT parking lot and adjacent properties  
 Appropriation will be paid from existing restricted funds or expected new restricted fund revenues during 2019

\$ (3,297) Transfer of appropriations from Minor Equipment to Misc. Capital Equipment for VisCom camera purchase  
 Net budget effect is zero

\$ (4,600) Transfer of appropriations from Program Supplies to Misc. Capital Equipment for special event charging station  
 Net budget effect is zero

\$ 1,080 Transfer of appropriations from Technology Equipment to Minor Computer Equipment for new PC  
 Net budget effect is zero

\$ (8,500) Transfer of appropriations from Minor Computer Equipment and Gasoline/Diesel to Technology Equipment for ITS items  
 Net budget effect is zero

\$ (2,449) Transfer of appropriations from Enterprise Expenses to Technology Equipment for ITS bulk purchase items  
 Net budget effect is zero

**D** \$ 15,264 Total increase (decrease) to Office Operations

**\$ 54,764 TOTAL INCREASE (DECREASE) TO OPERATIONS**



**CLEVELAND METROPARKS****Appropriations 2019 - Legend - Amendment #3****CAPITAL****572 CAPITAL MATERIALS**

\$ 55,000 Establish appropriation for installation of boat launch kiosks.  
Appropriation will be paid from existing restricted funds or expected new restricted funds during 2019

**E** \$ 55,000 Total increase (decrease) to Capital Materials

**574 CAPITAL EQUIPMENT**

\$ 3,297 Transfer of appropriations from Minor Equipment to Misc. Capital Equipment for VisCom camera purchase  
Net budget effect is zero

\$ 4,600 Transfer of appropriations from Program Supplies to Misc. Capital Equipment for special event charging station  
Net budget effect is zero

\$ (1,080) Transfer of appropriations from Technology Equipment to Minor Computer Equipment for new PC  
Net budget effect is zero

\$ 8,500 Transfer of appropriations from Minor Computer Equipment and Gasoline/Diesel to Technology Equipment for ITS items  
Net budget effect is zero

\$ 3,500 Transfer of appropriations from Lab Fees to Technology Equipment for ITS bulk purchase items  
Net budget effect is zero

\$ 2,449 Transfer of appropriations from Enterprise Expenses to Technology Equipment for ITS bulk purchase items  
Net budget effect is zero

**F** \$ 21,266 Total increase (decrease) to Capital Equipment

**\$ 76,266 TOTAL INCREASE (DECREASE) TO CAPITAL**

**\$ 131,030 GRAND TOTAL - INCREASE (DECREASE) FOR AMENDMENT**

**Cleveland Metropolitan Park District**  
**Board of Park Commissioners**  
**Resolution 2019 #**  
**April 18, 2019**

**RE: Request of Funds from the Ohio Department of Transportation (ODOT) and Designation of Projects for Ohio Parks Districts Roadwork Fund FY 2020-2021 through the Ohio Parks & Recreation Association (OPRA).**

**WHEREAS**, the Board of Park Commissioners (the Board) for the Cleveland Metropolitan Park District has need for improvement of public park roadways owned and maintained by the Park District in Cuyahoga County; and

**WHEREAS**, the Park District was created according to Ohio Revised Code 1545, owns or holds at a minimum a 15-year lease of eligible parkland for roadwork funding, and has adequate, available resources for the construction and maintenance of requested park road improvements; and

**WHEREAS**, the Ohio Park Districts Roadwork Fund is provided by the Ohio Department of Transportation (ODOT) for such purposes as authorized by Ohio Revised Code 5511.06, is subject to the Park District Guidance to ODOT's Metropark Program as prescribed by ODOT, and is coordinated by the Ohio Parks & Recreation Association (OPRA); and

**WHEREAS**, Section II, paragraph 1A, of the Annual Agreement between ODOT and OPRA requires a two-year list of priority projects for the Metroparks Program to be submitted to ODOT for Department-wide posting and distribution. In order to comply with this provision, each Metropark is required to submit their two-year list of priority projects to OPRA; and

**WHEREAS**, the Board is cognizant of the requirements for receiving such funds and agrees to comply with the OPRA Policy dated April 13, 2007, and as amended on November 7, 2008, by the Ohio Parks and Recreation Association (OPRA) Board.

**NOW, THEREFORE, BE IT RESOLVED**, that the Board of Park Commissioners of the Cleveland Metropolitan Park District requests the designated allocation from the Ohio Parks Districts Roadwork Fund along with any remaining balance of funds in accordance with the following stipulations:

1. Funds can be used for materials and labor necessary for construction or reconstruction of park drives, park roads, new or replacement bridges, park access roads and parking lots. The funds also may be used for the purchase and hauling of materials for the improvement, repair and maintenance of park drives, park roads, park access roads, and parking lots, and rental of labor and equipment. Force account labor costs (charges by park district employees or associates) are ineligible. Ineligible costs include bikeways and items such as shelter houses, wells, pumps, restrooms facilities, park buildings, etc. All projects must be associated with public vehicular access to be eligible for funding. Funds may be used for eligible construction costs, including construction engineering (i.e., testing and inspection) of "LET" projects.

2. The Park District will pay all costs incurred over the appropriated allocation and, also, for all costs associated with design, environmental studies and documents, and right-of-way activities. Any deviation from the guidelines regarding environmental studies or roadway design requires the written approval of ODOT.

3. Cleveland Metroparks Chief Executive Officer, Brian M. Zimmerman, is designated as the contact person for the local arrangements and to sign all documentation on behalf of the Board of Park Commissioners.

**Board of Park Commissioners**

\_\_\_\_\_  
Debra K. Berry, President

\_\_\_\_\_  
Brian M. Zimmerman, Chief Executive Officer

\_\_\_\_\_  
Bruce G. Rinker, Vice President

\_\_\_\_\_  
Notary Public

\_\_\_\_\_  
Dan T. Moore, Vice President

Date: \_\_\_\_\_  
Seal: \_\_\_\_\_

**RESOLUTION/ORDINANCE AUTHORIZING PARTICIPATION  
IN ODOT COOPERATIVE PURCHASING PROGRAM**

*Meeting Date: April 18, 2019*

**WHEREAS**, Cleveland Metroparks (hereinafter referred to as the “Political Subdivision”) hereby submits this written agreement to participate in the Ohio Department of Transportation’s (ODOT) annual winter road salt bid (018-20) in accordance with Ohio Revised Code 5513.01(B) and hereby agrees to all of the following terms and conditions in its participation of the ODOT winter road salt contract:

- a. The Political Subdivision hereby agrees to be bound by all terms and conditions established by ODOT in the winter road salt contract and acknowledges that upon award of the contract by the Director of ODOT it shall be bound by all such terms and conditions included in the contract; and
- b. The Political Subdivision hereby acknowledges that upon the Director of ODOT’s signing of the winter road salt contract, it shall effectively form a contract between the awarded salt supplier and the Political Subdivision; and
- c. The Political Subdivision agrees to be solely responsible for resolving all claims or disputes arising out of its participation in the ODOT winter road salt contract and agrees to hold the Department of Transportation harmless for any claims, actions, expenses, or other damages arising out of the Political Subdivision’s participation in the winter road salt contract; and
- d. The Political Subdivision’s electronic order of 1,750 tons for Sodium Chloride (Road Salt) will be the amount the Political Subdivision agrees to purchase from its awarded salt supplier at the delivered bid price per ton awarded by the Director of ODOT; and
- e. The Political Subdivision hereby agrees to purchase a minimum of 90% of its above-requested salt quantities from its awarded salt supplier during the contract’s effective period of September 1, 2019 through April 30, 2020; and
- f. The Political Subdivision hereby agrees to place orders with and directly pay the awarded salt supplier on a net 30 basis for all road salt it receives pursuant to ODOT winter salt contract; and
- g. The Political Subdivision acknowledges that should it wish to rescind this participation agreement it will do so by written, emailed request by no later than Friday, April 19 by 12:00 p.m. The written, emailed request to rescind this participation agreement must be received by the ODOT Office of Contract Sales, Purchasing Section email: [Contracts.Purchasing@dot.ohio.gov](mailto:Contracts.Purchasing@dot.ohio.gov) by the deadline. The Department, upon receipt, will respond that it has received the request and that it has effectively removed the Political Subdivision’s participation request. Furthermore, it is the sole responsibility of the Political Subdivision to ensure ODOT has received this participation agreement as well as the receipt of any request to rescind this participation agreement. The Department shall not be held responsible or liable for failure to receive a Political Subdivision’s participation agreement and/or a Political Subdivision’s request to rescind its participation agreement.

**NOW, THEREFORE,** be it ordained by the following authorized person(s) that this participation agreement for the ODOT winter road salt contract is hereby approved, funding has been authorized, and the Political Subdivision agrees to the above terms and conditions regarding participation on the ODOT winter salt contract:

\_\_\_\_\_ (Authorized Signature) April 18, 2019 Approval Date  
Brian M. Zimmerman, Chief Executive Officer

\_\_\_\_\_ (Authorized Signature) April 18, 2019 Approval Date  
Debra K. Berry, President  
Board of Park Commissioners

\_\_\_\_\_ (Authorized Signature) April 18, 2019 Approval Date  
Dan T. Moore, Vice President  
Board of Park Commissioners

\_\_\_\_\_ (Authorized Signature) April 18, 2019 Approval Date  
Bruce G. Rinker, Vice President  
Board of Park Commissioners

**RESOLUTION NO. 19-04-044**

The following vouchers have been reviewed as to legality of expenditure and conformity with the Ohio Revised Code.

Attest: \_\_\_\_\_

Chief Financial Officer

BE IT RESOLVED, that the payment of the following items, which may include Then and Now Certificates, are ratified by the Board of Park Commissioners. All expenditures have been reviewed and approved for payment by the Chief Financial Officer and Chief Executive Officer in accordance with the by-laws of the Board of Park Commissioners.

**Printed Checks** dated March 8, 2019 in the amount of \$880,199.96

**Printed Checks** dated March 15, 2019 in the amount of \$937,321.05

**Printed Checks** dated March 22, 2019 in the amount of \$971,390.91

**Printed Checks** dated March 26, 2019 in the amount of \$2,460.00

**Printed Checks** dated March 29, 2019 in the amount of \$683,609.53

**Printed Checks** dated April 5, 2019 in the amount of \$1,006,740.32

**Net Payroll** dated February 17, 2019 to March 2, 2019 in the amount of \$1,180,723.30

**Withholding Taxes** in the amount of \$282,199.94

**Net Payroll** dated March 3, 2019 to March 16, 2019 in the amount of \$1,173,679.98

**Withholding Taxes** in the amount of \$273,833.13

**Bank Fees/ADP Fees** in the amount of \$47,373.78

**Cigna Payments** in the amount of \$427,612.31

**ACH Debits (First Energy; Sales Tax)** in the amount of \$525,577.72

**Visa/Travel Purchasing Card** dated March 3, 2019 to March 30, 2019 in the amount of \$350,671.57

**Total amount:** \$8,743,393.50

PASSED: April 18, 2019

Attest: \_\_\_\_\_

President of The Board of Park Commissioners

\_\_\_\_\_

Chief Executive Officer

**RECOMMENDED ACTION:**

That the Board of Park Commissioners approves **Resolution No. 19-04-044** listed above.

**RESOLUTION NO. 19-04-045**

The following vouchers have been reviewed as to legality of expenditure and conformity with the Ohio Revised Code.

Attest: \_\_\_\_\_

Chief Financial Officer

BE IT RESOLVED, that the payment of the following items, which may include Then and Now Certificates, are ratified by the Board of Park Commissioners. All expenditures have been reviewed and approved for payment by the Chief Financial Officer and Chief Executive Officer in accordance with the by-laws of the Board of Park Commissioners.

**Visa Card (Arborwear)** dated March 3, 2019 to March 30, 2019 in the amount of \$2,070.00

**Total amount:** \$2,070.00

PASSED: April 18, 2019

Attest: \_\_\_\_\_

President of The Board of Park Commissioners

\_\_\_\_\_

Chief Executive Officer

**RECOMMENDED ACTION:**

That the Board of Park Commissioners approves **Resolution No. 19-04-045** listed above.

# Visa Card-Arborwear

03/03/2019 to 03/30/2019

Supplier	Merchant Category	Amount USD
Arborwear Llc Total	Durable Goods - Default (5099)	\$2,070.00
Grand Total		\$2,070.00