

**MINUTES OF THE  
BOARD OF PARK COMMISSIONERS  
OF THE  
CLEVELAND METROPOLITAN PARK DISTRICT**

**DECEMBER 14, 2017**

The Board of Park Commissioners met on this date, Thursday, December 14, 2017, 8:25 a.m., at the Board's office, 4101 Fulton Parkway, Cleveland, Ohio.

The roll call showed President Bruce G. Rinker and Vice President Debra K. Berry. Vice President Dan T. Moore was absent from the meeting. It was determined there was a quorum. Chief Executive Officer, Brian M. Zimmerman, Chief Financial Officer, William Chorba, and Chief Legal and Ethics Officer, Rosalina M. Fini, were also in attendance.

**APPROVAL OF MINUTES.**

**No. 17-12-181:** It was moved by Vice President Berry, seconded by President Rinker and carried, to approve the minutes from the Regular Meeting of November 30, 2017, which were previously submitted to the members of the Board, and by them read.

Vote on the motion was as follows:

Ayes: Ms. Berry and Mr. Rinker.

Nays: None.

**FINANCIAL REPORT.**

Chief Financial Officer, William Chorba, presented a Comparative Summary of Revenues & Expenditures 2017 vs. 2016 Year-To-Date, for the Month Ended November 30, Schedule of Accounts Receivable, Encumbrances and Investments Placed, as found on pages **85358** to **85363** and they were filed for audit.

**ACTION ITEMS.**

- (a) ***Chief Executive Officer's Retiring Guest(s):***  
(*Originating Source: Brian M. Zimmerman, Chief Executive Officer*)

**Carl Casavecchia, Jr., Special Projects Manager**

Carl Casavecchia has served Cleveland Metroparks for more than 34 years, utilizing his knowledge, skills and abilities as a Seasonal Naturalist, Senior Naturalist, Nature Center Manager, Center Manager and Special Project Manager. Carl developed and provided a variety of innovative outdoor educational programs that increased the participant's environmental awareness, conservation concerns and appreciation for native plants and wildlife. He created and presented natural history, and historical and cultural programs for countless park visitors, school groups, community groups, and scout groups. Carl devoted the last few years of his career focused on coordinating Cleveland Metroparks Centennial and co-editing the award-winning 100 Year Trail Centennial book. His excellent leadership and work direction to others assisted them in developing their own careers, skills and knowledge of processes and techniques, and conveyed useful information to park visitors and nature center guests and volunteers. Carl created an award-winning, interactive Escape on the Underground Railroad program, and facilitated the award-winning BugCity event for 22 years. He assisted with obtaining National Register of Historic Places designation for Brecksville Nature Center and served on the design team of Viaduct Park in Bedford Reservation. Carl could always be counted on to support programs and events such as the Volunteer program, CrossRoads events, Take Your Child to Work Day, and the New Employee Welcome Tour. He served on the planning teams for both national and regional National Association for Interpretation (NAI) conferences, the inaugural Personnel Committee, Position Evaluation Committee, Diversity Training and Guest Service Training teams, and the Historic Task Force. Carl was recognized regionally and nationally by NAI when he received the 2011 Region 4 Meritorious Service Award, 2014 Region 4 Interpretive Manager of the Year Award, and the 2017 National Interpretive Manager of the Year Award. Carl has been a valued asset to Cleveland Metroparks and the products of his labor have been appreciated and will not be forgotten.

**Eric J. Himmelman, Lead Horticulturist**

Eric Himmelman has served Cleveland Metroparks for 30 years, utilizing his knowledge, skills and abilities as Grounds Maintenance, Horticulturist, and Lead Horticulturist. Eric used his knowledge and skills to maintain and enhance the Zoo's buildings and grounds, landscape design, and plant collection. He assisted with numerous exhibit planning and landscape construction projects including The RainForest, and the color beds at Monkey Island, and propagated thousands of plants every year in the production greenhouse. Because of Eric's willingness to attend continuous learning opportunities, he was able to become one of the first certified zoological horticulturists employed at Cleveland Metroparks Zoo, then utilized those skills to promote the highest level of zoological horticulture and was involved in the development of the browse program. Eric has led work crews, provided work direction and safe equipment operation, and shared his expertise with others to assist them in developing their skills and knowledge of equipment, processes, and techniques. Eric's demonstrated spirit of cooperation is

**ACTION ITEMS (cont.)**

evidenced by his notes of commendation, participation with the Association of Zoological Horticulture, his service on the Safety Committee, assistance with numerous special projects, and provided educational outreach programs for Zoo guests and garden clubs. Eric has been a valued asset to Cleveland Metroparks Zoo and the products of his labor have been appreciated and will not be forgotten.

**Gregory A. Troyan, Site Construction Manager**

Gregory Troyan has served Cleveland Metroparks for more than 36 years, utilizing his knowledge, skills and abilities as a Handyperson, Senior Handyperson, Technician, Senior Technician, and Site Construction Manager. Through Greg's innovations, knowledge and experience he has performed master level skilled trade work, and operated construction equipment for countless projects. He managed capital budgets, the Site Construction operating budget, and facility rehabilitation for capital projects throughout the Park District. Greg was instrumental in numerous improvements throughout the Park District including the preparation for The RainForest and Wilderness Trek at the Zoo, Ohio & Erie Canal Reservation and CanalWay Visitor Center, utilities, site preparation and footers for Bedford and Mill Stream Run Management Centers, renovations at Manakiki, Shawnee Hills and Sleepy Hollow golf courses, post construction efforts at the Rocky River Management Center and Park Operations/Ranger Headquarters building, footers, walls, and foundation work for an Administrative Office addition, and site improvements at Aukerman Park and the Water Taxi. Because of Greg's spirit of cooperation, he volunteered to assist with CrossRoads events, served as Lead Person for Site Construction employees, Vice President of Cleveland Metroparks Employees Association (CMEA), and presented at the Ohio Public Facilities Maintenance Association conference. Greg has been a valued asset to Park Operations, and the products of his labor have been appreciated and will not be forgotten.

**Richard J. Kerber, Project Manager – Planning & Design**

Richard "Dick" Kerber has served Cleveland Metroparks for more than 32 years, utilizing his knowledge, skills and abilities as a Civil Engineer, Director of Planning, Design & Natural Resources, and Chief Planning & Design Officer until his official retirement, but continued on as a Project Manager in order to complete various important projects. Dick used his knowledge and experience to make recommendations, plan and manage Park District staff, budgets, infrastructure, natural resources initiatives, land acquisition and grant funding opportunities, geographic information systems, trails, project design and administration, construction, architectural and engineering contracts, and countless capital improvement and facility rehabilitation projects throughout Cleveland Metroparks. He led significant developments during his career such as the Ohio & Erie Canal Reservation and Towpath Trail, CanalWay Visitor Center, Washington Reservation, West Creek Reservation and West Creek Stewardship Center, Ranger and Operations Administration complex, Emerald Necklace Marina, Big Met Golf Clubhouse, Rocky River Nature Center expansion, Strongsville Park Management Center, the Fulton Road bridge, Lake to Lake Trail, Towpath Trail, rebuilding of The Chalet chutes, Strongsville Wildlife Areas, Fosters Run Stream restoration, numerous Zoo projects, and was part of one of the Park District's largest land acquisitions – the Lakefront properties. Dick provided leadership for two Park District master plans,

**ACTION ITEMS (cont.)**

Cleveland Metroparks 2000 and Cleveland Metroparks 2020 the Emerald Necklace Plan, utilizing his strong attention to detail to maintain high-quality standards which enhanced services and facilities for the public. Through his inspiration and work direction, he assisted others in developing their own careers, skills and knowledge of processes and techniques. Dick even knows what a T-Square is used for! Because of Dick’s spirit of cooperation over the course of his career, he was able to communicate with federal, state, local government agencies and citizens, serve on ad hoc committee, and represent Cleveland Metroparks in the interagency team developing the final Towpath Trail segment to downtown Cleveland. Dick has been a valued asset to Cleveland Metroparks. His numerous contributions have been appreciated and will forever serve generations of future Cleveland Metroparks visitors. Dick is just one of those guys you always want on your team!

**No. 17-12-182:** It was moved by Vice President Berry, seconded by President Rinker and carried, to recognize Carl Casavecchia, Jr., Eric J. Himmelman, Gregory A. Troyan, and Richard J. Kerber for their years of service to Cleveland Metroparks and the greater Cleveland community by adopting the Resolutions found on pages **85364** to **85367**.

Vote on the motion was as follows:

Ayes: Ms. Berry and Mr. Rinker.  
Nays: None.

**(b) 2017 Budget Adjustment No. 8**  
*(Originating Sources: Bill Chorba, Chief Financial Officer/Brian M. Zimmerman, Chief Executive Officer)*

The following amendments are requested for Board approval:

CLEVELAND METROPARKS Appropriation Summary - 2017							
Object Code	Object Description	Original Budget			Total Prior Amendments	Proposed Amendment #8 12/14/17	Total Appropriations Including Amendments
		Baseline Budget	Carry Over Encumbrances	Total			
<b>OPERATING</b>							
51	Salaries	\$ 48,822,530	\$ -	\$ 48,822,530	\$ 47,858	\$ 129,094	\$ 48,999,482
52	Employee Fringe Benefits	16,659,400	17,466	16,676,866	19,262	-	16,696,128
53	Contractual Services	13,128,629	667,064	13,795,693	166,850	12,549	13,975,092
54	Office Operations	22,707,607	1,676,108	24,383,715	1,490,123	25,832	25,899,670
	Operating Subtotal	101,318,166	2,360,638	103,678,804	1,724,093	167,475	105,570,372
<b>CAPITAL</b>							
571	Capital Labor	201,945	-	201,945	-	675,000	876,945
572	Capital Materials	5,294,781	1,230,808	6,525,589	261,068	36,724	6,823,381
573	Capital Contracts	19,001,120	7,641,228	26,642,348	10,592,386	(439,724)	36,795,010
574	Capital Equipment	2,173,723	497,762	2,671,485	146,909	(50,669)	2,767,725
575	Zoo Animals	75,000	13,467	88,467	-	-	88,467
576	Land	1,200,000	24,043	1,224,043	458,500	300,000	1,982,543
	Capital Subtotal	27,744,624	9,407,308	37,151,932	11,458,863	521,331	48,457,126
<b>TOTALS</b>							
Grand totals		\$ 129,264,735	\$ 11,767,946	\$ 141,032,681	\$ 13,182,956	\$ 688,806	\$ 154,904,443

**ACTION ITEMS (cont.)**

An explanation of the adjustments, by category, can be found on pages **85368** to **85371**.  
The net effect of all adjustments is an increase of \$688,806.

**No. 17-12-183:** It was moved by Vice President Berry, seconded by President Rinker and carried, to approve the 2017 Budget Adjustment No. 8 for a total increase of \$688,806 as delineated on pages **85368** to **85371**.

Vote on the motion was as follows:

Ayes: Ms. Berry and Mr. Rinker.

Nays: None.

(c) ***Professional Services Agreement – Evaluating Conservation Education in Africa***  
(Originating Sources: Harold G. Harrison, Chief Human Resources Officer/Christopher Kuhar, Zoo Executive Director)

**Background**

The impact of conservation education continues to be debated by conservation professionals, partly because of the large amount of variability of programs and content. In 2017, a grant was awarded by the Arcus Foundation to a collaboration of scientists, including Cleveland Metroparks Zoo Executive Director Chris Kuhar, to evaluate the true impact of conservation education programs. Through this grant conservation education programs on apes will be evaluated to determine the types of programs that have the greatest impact on wild populations of apes in Africa. A portion of the grant included funds for a single research analyst to manage interviews, data collection and data analysis on this project.

**Proposal**

We request a professional services agreement to contract with Dr. Tamara Bettinger, retired Director of Animal Programs and Disney's Animal Kingdom and former Curator of Conservation and Science at Cleveland Metroparks Zoo, to conduct these interviews and analyses. The funds for the one-year engagement (\$54,000) have been committed by Cleveland Zoological Society.

**No. 17-12-184:** It was moved by Vice President Berry, seconded by President Rinker and carried, to authorize the Chief Executive Officer to enter into a professional services contract with Dr. Tamara Bettinger for one year of professional services in an amount not to exceed \$54,000. This agreement will be entered into a form approved by Cleveland Metroparks Chief Legal and Ethics Officer.

Vote on the motion was as follows:

Ayes: Ms. Berry and Mr. Rinker.

Nays: None.

**ACTION ITEMS (cont.)****(d) *Operating Agreement between Cleveland Metroparks and the Cleveland Zoological Society***

*(Originating Source: Christopher W. Kuhar, Zoo Executive Director)*

**Background**

The Cleveland Zoological Society generates philanthropic and community support for Cleveland Metroparks Zoo and shares the same mission: *We create compelling experiences that connect people with wildlife and inspire personal responsibility for conserving the natural world.* Between 1998 and 2012, the Zoological Society and Cleveland Metroparks worked together under an operating agreement which provided the Zoo with operating support equal to 70% of the revenue received from the general membership program.

Since 2013, the annual commitment from the Zoo Society was increased to an amount equivalent to 72% of the revenue from the general membership program; the amendment was renewed for 2014. The Commitment is divided such that 65% goes to the Cleveland Metroparks general fund and 7% goes to a restricted fund for education programs and animal feed. This change has made it possible for the Zoo Society to simplify its fundraising messaging and increase overall support for the Zoo.

As its contribution to this thriving public/private partnership, Cleveland Metroparks has and will continue to provide office space and operational support of the Zoo Society membership and fund raising activities.

**Proposal for a One-Year Extension to the Operating Agreement**

Based on these results, the modification to the operating agreement is viewed as a success for both organizations. A continuation of the agreement in 2018 would allow Cleveland Metroparks to continue to receive greater revenue and facilitate continued growth in overall support from the Cleveland Zoological Society.

Additionally, it has become clear that the Zoo's conservation mission is a priority and Cleveland Zoological Society's support in that mission is paramount. To align funding of conservation with the Zoo's Quarters for Conservation program for ticketed admissions, we propose the addition of a \$5.00 per membership allocation that will be held by Cleveland Zoological Society and disbursed at the discretion of Cleveland Metroparks Zoo. This surcharge will be allocated prior to the normal percentage allocation of gross revenue from memberships. This change will allow for more stable funding of the Zoo's conservation program as well as create a seamless guest entry experience where all Zoo guests will be provided with the opportunity to participate in the Zoo's Quarters for Conservation program.

**ACTION ITEMS (cont.)**

It is proposed that the modification to the operating agreement be renewed for 2018 with the addition of a \$5.00 conservation surcharge, whereby 65% of the revenue from the general membership program be directed to the Cleveland Metroparks general fund and 7% goes to a restricted fund for education programs and animal feed after the \$5.00/membership is removed from the gross revenue total.

- No. 17-12-185:** It was moved by Vice President Berry, seconded by President Rinker and carried, to amend the 1997 Operating Agreement between Cleveland Metroparks and the Cleveland Zoological Society for 2018, in a form approved by the Chief Legal and Ethics Officer, whereby the Zoo Society will, during that year, guarantee general operation support of an amount equal to a conservation surcharge of \$5.00 per membership and 65% of their revenue from the general membership program be directed to Cleveland Metroparks general fund, and 7% going to a restricted fund for education programs and animal feed after the conservation surcharge is removed from the gross membership revenue total.

Vote on the motion was as follows:

Ayes: Ms. Berry and Mr. Rinker.

Nays: None.

- (e) ***RFP#5968: Authorization for Camel Ride Operation Contract Extension at Cleveland Metroparks Zoo***  
(*Originating Source: Christopher Kuhar, Executive Director, Cleveland Metroparks Zoo*)

**Background**

The Australian Adventure area of Cleveland Metroparks Zoo contains an arena that allows for camel rides. These rides not only provide a revenue opportunity, netting approximately \$60,000 for Cleveland Metroparks on an annual basis, but they are an opportunity for guests to get close to animals to make an inspiring connection. A five-year contract for camel ride operations was awarded to JK Animal Adventures in 2012 with the opportunity for the Board to renew the contract for three additional years (RFP#5968). In this contract, JK Animal Adventures operates the ride and receives 60% of the revenue while Cleveland Metroparks receives 40% of the revenue. This contract was extended for one year on March 13, 2017 and will expire March 12, 2018.

**Proposal**

Cleveland Metroparks Zoo requests to extend this contract for one additional year through March 12, 2019. This would be the second year of the three-year extension authorized in the original Action Item. The terms of the contract would remain consistent with the original award. The option remains to renew the contract for a final year in 2019.

**ACTION ITEMS (cont.)**

**No. 17-12-186:** It was moved by Vice President Berry, seconded by President Rinker and carried, to authorize the Chief Executive Officer to enter into a contract amendment with *JK Animal Adventures* for one additional year from March 13, 2018 through March 12, 2019 and ratify the current contract. This contract will be entered into in a form approved by Cleveland Metroparks Chief Legal and Ethics Officer.

Vote on the motion was as follows:

Ayes: Ms. Berry and Mr. Rinker.

Nays: None.

(f) ***Settlement***  
(*Originating Sources: Richard Svoboda, Interim Chief of Rangers/Harold G. Harrison, Chief of Human Resources/Matthew Hawes, Director of Human Resources/Gregory L. Headley, Director of Risk Management/Rosalina M. Fini, Chief Legal & Ethics Officer/Brian M. Zimmerman, Chief Executive Officer*)

**Background**

On July 3, 2017, an employment matter regarding the Ranger Department was filed in the U.S. District Court, Northern District of Ohio, Case No. 1:17-cv-01390-SL. Counsel deems it is in the best interest of the Park District to settle this claim.

**No. 17-12-187:** It was moved by Vice President Berry, seconded by President Rinker and carried, to approve a settlement for the above described matter in the amount of \$189,650.00 and applicable back wages, in a form acceptable to the Chief Legal & Ethics Officer.

Vote on the motion was as follows:

Ayes: Ms. Berry and Mr. Rinker.

Nays: None.



**ACTION ITEMS (cont.)**

- (g) **RFP #5150 and Co-Op #5845 Amendment (14-01-023): ADP: EeTime 6.1 to 8.0 Upgrade/Move to Hosting**  
*(Originating Sources: Bill Chorba, Chief Financial Officer/Harold G. Harrison, Chief Human Resources Officer)*

**HIGHLIGHTS AT A GLANCE**

*This amendment provides for an equitable expansion and upgrade of the services offered by ADP under the existing contract when enabled by the December 7, 2017 Statement of Work (“SOW”) entitled “Cleveland Metroparks EeTime 6.1 to 8.0 upgrade & Move to Hosting, pages 1 through 15.”*

Cleveland Metroparks has been utilizing portions of a Board approved ADP system for Human Resources and Finance Department information/financial processing for several years. Recently it was decided to absorb more of the available services offered from ADP and, to that end, such a proposal was sought.

After review and negotiation, the proposal transformed into an amendment that would enhance the eTime project to migrate Cleveland Metroparks premise solution to an ADP hosted environment. As well, the following caveats were added:

- ADP will provide hourly rate concessions to reflect \$150/hr. vs the original proposed \$180/hr.
- The historical data migration work efforts will be eliminated from the proposal.
- **All** ADP service agreements/amendments will terminate in 2023 versus 2020.
- A pricing freeze will remain in place throughout the contract term until 2023.

**No. 17-12-188:** It was moved by Vice President Berry, seconded by President Rinker and carried, to authorize the Amendment to RFP #5150 and Co-Op #5845 for services and upgrades as noted above and specifically proposed in the MSA/Price Agreement - Statement of Work “*EeTime 6.1 to 8.0 Upgrade/move to Hosting,*” proposed and provided by ADP a new total not to exceed \$1,474,900 [one-time fee of \$27,500 + \$302,400 (finance portion, \$60,480/per x 5 years) + \$1,145,000 (human resource portion of \$229,000/per x 5 years)].

Vote on the motion was as follows:

Ayes: Ms. Berry and Mr. Rinker.

Nays: None.

**AWARD OF BIDS:**

**No. 17-12-189:**

It was moved by Vice President Berry, seconded by President Rinker and carried, to authorize the following bid awards:

- (a) **Ohio Co-Op #6316:** Five (5) New 2018 4DR AWD Ford Explorer Sport Utility (Police Special) SUV's for Rangers (Replacements) (see page **85348**);
- (b) **Ohio Co-Op #6317:** Goodyear Tires (see page **85349**); and
- (c) **Commodities Usage Report:**
  - **Ohio Co-Op and National IPA Co-Op #6123:** Janitorial Cleaning Products and Programs (Cleaning, Sanitation, Air Care and Wastewater) for 26-month period beginning October 1, 2015 through November 30, 2017 (see page **85350**).

Vote on the motion was as follows:

Ayes: Ms. Berry and Mr. Rinker.

Nays: None.

**AWARD OF BIDS (cont.)**

**OHIO CO-OP #6316 SUMMARY: Five (5) New 2018 4DR AWD Ford Explorer Sport Utility (Police Special) SUV's for Rangers (Replacements)**

DESIGNATION	Rangers (4016030-574002)
<b>UNIT(S) REPLACED including Mileage and Condition</b>	2006 Ford Crown Vic – E01106 – 215,797 miles 2009 Dodge Charger – E01909 – 210,806 miles 2009 Dodge Charger – E00809 – 187,164 miles 2006 Ford Crown Vic - E01406 – 191,000 miles 2007 Ford Crown Vic - E00709 – 189,000 miles  <i>All units above are in poor condition.</i>
NEW UNIT BASE COST Engine – 3.7L V6 TIVCT Exterior Color - Oxford White; Interior Color – Charcoal Black Cloth; Buckets Vinyl Rear Seats; Rear View Camera and Spot Light	<b>\$26,599.00 each</b>
Courtesy Lamp Disable	\$ 70.00
Keyed Alike	\$ 75.00
Power Heated Mirrors	\$ 60.00
Side Marked Lights in Side Mirrors	\$495.00
Grill Lamp Wire	\$ 59.00
Rear Cargo Dome Light	\$ 50.00
Police Headlight Prep	\$124.00
RR DR Handles/Locks	\$ 34.00
Power Window Disable	\$ 24.00
Rear Mounting Plate	\$ 49.00
SYNC System	\$355.00
Trailer Hitch	\$695.00
Delivery Charge	\$285.00
<b>UNIT TOTAL</b>	<b>\$28,974.00 ea.</b>
<b>TOTAL ORDER (x5)</b>	<b>\$144,870.00</b>

The replaced units will go to on-line auction or replace units of lesser value that will go to on-line auction.

**RECOMMENDED ACTION:**

That the Board approve the purchase of **Five (5) New 2018 4DR AWD Ford Explorer Sport Utility (Police Special) SUV's**, equipped as specified in the above Ohio Co-Op #6316 summary, from **Lebanon Ford Commercial**, for a total cost of **\$144,870.00** in full utilization of the Ohio Cooperative Purchasing Program, Contract Number RS900718.

**(See Approval of this Item by Resolution No. 17-12-189 on Page 85347)**

**AWARD OF BIDS (cont.)**

**OHIO CO-OP #6317 SUMMARY:** **GOODYEAR TIRES** for various equipment and vehicles to be supplied on an “as needed” basis from February 1, 2018 through January 31, 2019 to various locations throughout Cleveland Metroparks.

<i>- - - HIGHLIGHTS AT A GLANCE - - -</i>
2017-2018 Expenditures = \$60,000
2018-2019 Estimate = \$75,000

**Background:**

Cleveland Metroparks purchases Goodyear tires for various equipment and vehicles throughout the Park District. Staff recommends leveraging the State of Ohio Cooperative Agreement, Contract Number RS901417, for a one (1) year period beginning February 1, 2018 through January 31, 2019 to fulfill these needs.

**RECOMMENDED ACTION:**

That the Board authorize the award of Ohio Co-Op #6317 for the purchase of Goodyear tires for various equipment and vehicles from **Conrad’s Wholesale Tire, Wingfoot Commercial Tire Systems/Goodyear, and Sylvester Truck & Tire** for a total amount of **\$75,000** in full utilization of the State of Ohio Cooperative Agreement, Contract Number RS901417 and Cleveland Metroparks purchasing policies.

**(See Approval of this Item by Resolution No. 17-12-189 on Page 85347)**

**AWARD OF BIDS (cont.)**

**COMMODITIES USAGE REPORT** - “In the event the original estimate exceeds 90% consumption, an action item will be presented to the Board.”

**OHIO CO-OP and NATIONAL IPA CO-OP #6123:**

**Janitorial Cleaning Products and Programs (Cleaning, Sanitation, Air Care, and Wastewater)** for a 26-month period beginning October 1, 2015 through November 30, 2017.

ORIGINAL ESTIMATE \$350,000

(90% = \$315,000)

The estimated encumbrance was based upon a one (1) year spend of janitorial cleaning products and packaged sanitary “programs” (i.e. - Cleaning, Sanitation, Air Care, and Wastewater). The quantity consumed surpassed expectations which ultimately increased the overall usage due also to *additions* for self-operated facilities such as Emerald Necklace Marina, Beach House, etc. The requested commodity adjustment pays current invoices and anticipates remaining orders through the end of the term.

ORIGINAL AWARD (October 1, 2015)	\$350,000.00
Additional Consumption/Final “Close-out” Estimate (7/27/17)	75,000.00
Additional Consumption/Final “Close-Out” Estimate (12/14/17)	<u>30,000.00</u>
<b>REVISED TOTAL AWARD:</b>	<b>\$455,000.00</b>

**RECOMMENDED ACTION:**

That the Board authorize the Chief Executive Officer to amend Resolution No. 15-10-153 to accommodate usage in excess of the original estimate as follows:

**No. 15-10-153:** That the Board authorize a split award for the purchase of various janitorial cleaning products and programs, as specified in the above summary for OHIO AND NATIONAL IPA CO-OP #6123 to **W.W. Grainger and State Industrial Products** to be purchased on an “as needed” basis for a 26-month period, beginning October 1, 2015 through November 30, 2017 **for a total cost not to exceed \$350,000 ~~\$425,000~~ \$455,000**, in full utilization of the National IPA contract number 141003 and State of Ohio contract number 800150.

Vote on the motion was as follows:

Ayes: Ms. Berry, Messrs. Moore and Rinker.  
Nays: None.

**(See Approval of this Item by Resolution No. 17-12-189 on Page 85347)**

**SERVICES (\$10,000 - \$50,000) ACQUIRED**  
**SINCE LAST BOARD MEETING (Presented 12/14/17)**

Cleveland Metroparks By-Laws, Article 5 (Procurement), Section 4 (a), as revised and approved by the Board of Park Commissioners on January 10, 2013, *"The CEO is authorized to enter into contracts and contract amendments for construction, change orders, and to purchase equipment, goods and services, and real estate, without prior approval of the Board in each instance, if the cost of the contract or contract amendment, for any single project, or the amount of the purchase, does not exceed \$50,000. Any contracts where the cost exceeds \$10,000 or any purchase where the amount exceeds \$10,000, and approved by the CEO, shall be reported to the Board at its next regularly scheduled meeting following the execution of said contract or said purchase,"* the following is provided:

<b><u>REF. NO. / ITEM – SERVICE</u></b>	<b><u>VENDOR</u></b>	<b><u>COST</u></b>	<b><u>PROCEDURE</u></b>
Two 3-D models of the Zoo. One with leaves, one without, for visualization.	<b>Melown Technologies SE</b>	<b>\$31,000.00</b>	<b>(7)</b>
Trails/Maps API upgrade.	<b>Substrate Websoft, LLC</b>	<b>\$13,200.00</b>	<b>(3)</b>
Gorilla transfer chute fabrication and installation.	<b>Advantic</b>	<b>\$41,607.00</b>	<b>(7)</b>
Material for gorilla transfer chute.	<b>Strongwell Corporation</b>	<b>\$25,277.40</b>	<b>(7)</b>
Transit mid-roof cargo van (new).	<b>Bob Gillingham Ford</b>	<b>\$30,365.00</b>	<b>(7)</b>
Improve/mesh open drone map.	<b>Masserano Labs, LLC</b>	<b>\$23,040.00</b>	<b>(3)</b>
Furniture for Administrative Offices.	<b>Ohio Desk</b>	<b>\$28,335.48</b>	<b>(2)</b>
Repair of fuel tanks at Perkins Stables.	<b>LE Scott Electrical, LLC</b>	<b>\$30,380.00</b> <b>450.00</b> <b>\$30,830.00</b>	<b>(7)</b>

**SERVICES (\$10,000 - \$50,000) ACQUIRED (cont.)**

<b><u>REF. NO. / ITEM – SERVICE</u></b>	<b><u>VENDOR</u></b>	<b><u>COST</u></b>	<b><u>PROCEDURE</u></b>
Crucial Conversations and Crucial Accountability Suite.	<b>Vitalsmarts LC</b>	<b>\$20,705.00</b>	<b>(3)</b>
Chimney and fireplace cleaning throughout Cleveland Metroparks.	<b>Colonial Chimney Services, LLC</b>	<b>\$11,438.00</b>	<b>(7)</b>

===== **KEY TO TERMS** =====

- (1) "**BID**" – Formal bid invitations sent and advertised in *The Plain Dealer* 15 days preceding the bid opening.
- (2) "**COOPERATIVE**" – Purchased through cooperative purchasing programs i.e. – State of Ohio, US Communities, etc.
- (3) "**SOLE SOURCE**" – Purchased from one source as competitive alternatives are not available.
- (4) "**PROPRIETARY**" – Merchandise purchased for resale directly from the brand’s manufacturer.
- (5) "**PROFESSIONAL SERVICE**" – Services of an accountant, architect, attorney at law, physician, professional engineer, construction project manager, consultant, surveyor or appraiser as outlined under Article 5, Sections 1-4 of the Board By Laws and defined by ORC 307.86.
- (6) "**COMPETITIVE QUOTE (up to \$10,000)**" – Originally estimated \$10,000 or less, quoted by three vendors.
- (7) "**COMPETITIVE QUOTE (over \$10,000 to \$50,000)**" – Chosen through the accumulation of three written quotes.

**CONSTRUCTION CHANGE ORDERS OR AMENDMENTS TO  
PROFESSIONAL SERVICE CONTRACTS (12/14/17)**

Pursuant to Cleveland Metroparks By-Laws, Article 5 (Procurement), Section 4 (b) and (c), as revised and approved by the Board of Park Commissioners on January 10, 2013, "...the CEO is not authorized to enter into any change orders to construction contracts, without prior approval of the Board in each instance, except that the CEO is authorized to enter into change orders to construction contracts, without prior approval of the Board in each instance, where the additional cost is less than THE LESSER OF: (i) \$50,000, or (ii) ten percent (10%) of the cost of the contract. Each change order by the CEO under this Article shall be reported to the Board at the next meeting of the Board following the execution of said change order."

(c). "Amendment to Professional Service Contract. For professional service contracts greater than \$50,000, the CEO is not authorized to enter into any amendment to professional services or other special services agreement, without prior approval of the Board in each instance, except that the CEO is authorized to enter into amendments to professional services and other special services agreements for additional fees, without prior approval by the Board in each instance, where the additional fees for the agreement by the CEO pursuant to this Section, aggregate less than THE LESSER OF: (i) \$50,000, or (ii) ten percent (10%) of the cost of the agreement. Each amendment by the CEO under this Section shall be reported to the Board at the next meeting of the Board following the execution of said amendment.", the following is provided:

<u>Contract</u>	<u>Item/Service</u>	<u>Vendor</u>	<u>Change Order or Amendment</u>
<b>THERE ARE NO CHANGE ORDERS TO REPORT FOR THIS PERIOD.</b>			



**APPROVAL OF VOUCHERS AND PAYROLL.**

**No. 17-12-180:** It was moved by Vice President Berry, seconded by President Rinker and carried, to approve payroll and vouchers, employee withholding taxes, and ADP payroll, as identified on pages **85372** to **83423**.

Vote on the motion was as follows:

Ayes: Ms. Berry and Mr. Rinker.

Nays: None.

**PUBLIC COMMENTS.**

Ms. Marty Leshar of Olmsted Township read from a prepared statement. Ms. Cathy Kane of the Ohio Horsemen's Council also addressed the Board. Comments of both Ms. Leshar and Ms. Kane can be heard in their entirety by accessing the "About" section of Cleveland Metroparks website at <https://clevelandmetroparks.com/about/cleveland-metroparks-organization/boards-of-park-commissioners>.

**INFORMATION/BRIEFING ITEMS/POLICY.**

- a. *Chief Executive Officer's Employee Guest(s)*  
(*Originating Source: Brian M. Zimmerman, Chief Executive Officer*)

**Biserka "Bisi" Mikleus, Stewardship Director**

Bisi Mikleus began her career with Cleveland Metroparks in April 2017 in the role of Stewardship Director. Bisi hit the ground running as she joined the Development Team in the midst of the Centennial Celebration and proved to be very instrumental in its success. Bisi brought to her position almost 20 years of experience in Development with an emphasis on fundraising, database administration, financial reporting, relationship building, and strategic planning. Her career at the Botanical Garden began as the Director of Annual Giving. In addition to cultivating relationships with donors and volunteers, she was responsible for the development of the Annual Giving program, work plan, and goals. At the same time, as the Garden's Director of Government Relations, she was tasked with securing funding for programs via the federal appropriations and earmark process. Most recently, Bisi was the Director of Advancement Services for Cleveland Botanical Garden and The Holden Arboretum, together known as Holden Forests & Gardens. In that role she served as a key strategist for goal and budget development, financial reporting and analysis, and stewardship and donor relations. Bisi holds a Bachelor of Arts in Psychology with minors in English and Biology from Case Western Reserve University.

**INFORMATION/BRIEFING ITEMS/POLICY (cont.)****b. *Scientific Research Programs at Cleveland Metroparks Zoo***

*(Originating Sources: Kristen E. Lukas, Director of Conservation Science; Christopher W. Kuhar, Zoo Executive Director)*

Animal care in zoological parks and aquariums is a constantly evolving practice. New animal welfare based research is continually informing animal management practices and improving animal welfare and guest experiences. Moreover, the research programs that have evolved in zoos are also supporting the assessment of field conservation and the true impacts of in situ conservation programs. Conservation and Science staff will present a summary of several projects that are moving the zoo and aquarium community forward and show the leadership of Cleveland Metroparks Zoo within the community.

**c. *Stormwater Management in Cleveland Metroparks***

*(Originating Sources: Jim Rodstrom, Director of Construction/Sean McDermott, Chief Planning & Design Officer/Terry Robison, PhD, Director of Natural Resources/Jennifer Grieser, Senior Natural Resource Manager – Urban Watersheds)*

Cleveland Metroparks properties encompasses large, mainstem rivers – Rocky River, Chagrin River and Cuyahoga River – that provide many ecological and economic services to the region. As the receiving bodies for upland runoff, one critical service these rivers provide is stormwater management, which a Trust for Public Land study has valued at \$5.12M annually. To protect the ecological services (i.e., Water quality, habitat) of these important natural features, the Park District has implemented a variety of stormwater control measures. Practices include stormwater detention basins, underground retention systems, permeable pavements, bioretention, stormwater wetlands, rain gardens and the bevy of practices at the Watershed Stewardship Center. The majority of funding for these projects has been provided by outside grants from USEPA, Ohio EPA and recently through NEORSD's stormwater management reimbursement fund.

**d. *Transportation Investment Generating Economic Recovery (TIGER) Grant Project Update***

*(Originating Sources: Sean E. McDermott, P.E., Chief Planning and Design Officer/Richard J. Kerber, P.E., Project Manager/Sara Byrnes Maier, Senior Strategic Park Planner)*

On April 21, 2016, the Board of Park Commissioners of the Cleveland Metropolitan Park District authorized submission of the Re-Connecting Cleveland: Pathways to Opportunity application to the U.S. Department of Transportation's highly competitive Transportation Investment Generating Economic Recovery (TIGER) discretionary grant program. The application, submitted in partnership with The Trust for Public Land and L.A.N.D. studio, was awarded in July of 2016 in the amount of \$7,950,000, leveraging nearly \$8,500,000 in matching funds. Details of the federal grant agreement were finalized this past spring and executed on May 30, 2017.

**INFORMATION/BRIEFING ITEMS/POLICY (cont.)**

The TIGER project entails five components: the Wendy Park Bridge, Whiskey Island Connector, Red Line Greenway, Cleveland Lakefront Bikeway Connector, and Canal Basin Park Connector. Since executing the agreement in May, staff has been working with the respective engineering teams on the development of plans for each component. Staff will provide an update on the status of each of these project components.

e. ***Reservation Plan Updates: Big Creek, Brookside, Garfield, Ohio & Erie Canal, and Washington Reservations***

*(Originating Sources, Sean E. McDermott, P.E., Chief Planning and Design Officer, Kelly Coffman, Sr. Strategic Park Planner)*

Draft updates to the 2012 Reservation Concept Plans for Big Creek, Brookside, Garfield, Ohio & Erie Canal, and Washington Reservations were presented to the Board in September, prior to presenting the plans for public comment. The public outreach process consisted of open houses at each reservation, plans and comment forms on the website, and meetings with community leaders and external stakeholders. Input gathered during this process was considered by the internal stakeholder team as they developed final plan recommendations and identified priorities at each park. The 2017 Reservation Plan updates will be used as the roadmap for ongoing management, modifications, and capital initiatives. Pending Board review, the final versions of the plans will be put into use and also posted on Cleveland Metroparks website.

f. ***Centennial Moment: Celebrating the People***

*(Originating Sources: Wendy Weirich, Outdoor Experiences Director/Carl Casavecchia, Special Project Manager, Cleveland Metroparks 100<sup>th</sup> Anniversary)*

The Centennial Steering Committee set out planning the Centennial Year with the motto of *Celebrate the Park, Celebrate the People, Celebrate the Purpose*. Much has been talked about the Park and the Purpose through previous Centennial Moments. As we wrap up the Centennial Year, we'll take a look back at some of the people of the Centennial Celebration.

**AWARD OF BIDS; CONSTRUCTION CHANGE ORDERS; STATUS RE: CAPITAL PROJECTS.**

The following were presented to the Board for award/acknowledgment: bid tabulations, as shown on pages **85347** through **85350**; \$10,000 to \$50,000 purchased items/services report, pages **85351** through **85352**; and construction change orders, page **85353**.

**DATE OF NEXT MEETING.**

The next Regular Meeting of the Board of Park Commissioners was scheduled by the Board for Thursday, January 18, 2018, 8:00 a.m. at the Board's office, 4101 Fulton Parkway, Cleveland, Ohio.

**ADJOURNMENT.**

**No. 17-12-190:** There being no further matters to come before the Board, upon motion by Vice President Berry, seconded by President Rinker and carried, President Rinker adjourned the meeting at 10:34 a.m.

Vote on the motion was as follows:

Ayes: Ms. Berry and Mr. Rinker.

Nays: None.

---

President.

Attest:

---

Secretary.

**Cleveland Metroparks  
Financial Performance  
11/30/2017**

	<b>2016 YTD Actual</b>	<b>2016 Annual Budget</b>	<b>2016 YTD % of Budget Used</b>	<b>2017 YTD Actual</b>	<b>2017 Annual Budget</b>	<b>2017 Remaining Budget</b>	<b>2017 YTD % of Budget Used</b>
<b>Revenues:</b>							
Property Tax	73,854,566	73,127,868	101.0%	74,063,298	74,233,000	169,702	99.8%
Local Gov't, Donations, Gifts, Grants	7,978,551	19,048,484	41.9%	9,488,654	24,289,603	14,800,949	39.1%
Interest Income	203,173	100,000	203.2%	225,886	225,000	(886)	100.4%
Charges for Services	23,296,326	26,100,283	89.3%	25,733,950	26,250,411	516,461	98.0%
Damages and Fines	<i>included in charges for services</i>			74,297	140,192	65,895	53.0%
Self-Funded	7,003,555	7,074,864	99.0%	7,746,308	9,761,000	2,014,692	79.4%
<b>Total Revenues</b>	<b>112,336,171</b>	<b>125,451,499</b>	<b>89.5%</b>	<b>117,332,393</b>	<b>134,899,206</b>	<b>17,566,813</b>	<b>87.0%</b>
<b>Operating Expenditures:</b>							
Salaries and Benefits	54,915,756	62,003,228	88.6%	58,231,380	65,565,616	7,334,236	88.8%
Contractual Services	<i>included in operation expenditures</i>			3,857,099	6,329,174	2,472,075	60.9%
Operations	20,834,805	27,660,125	75.3%	18,956,281	25,926,614	6,970,333	73.1%
Self-Funded	8,588,790	9,761,000	88.0%	5,886,643	7,670,000	1,783,357	76.7%
<b>Operating Expenditures</b>	<b>84,339,351</b>	<b>99,424,353</b>	<b>84.8%</b>	<b>86,931,403</b>	<b>105,491,404</b>	<b>18,560,001</b>	<b>82.4%</b>
<b>Operating Results - Surplus/(Subsidy)</b>	<b>27,996,820</b>	<b>26,027,146</b>	<b>107.6%</b>	<b>30,400,990</b>	<b>29,407,802</b>	<b>(993,188)</b>	<b>103.4%</b>
<b>Capital Expenditures:</b>							
Capital Project Labor	-	-		-	201,945	201,945	0.0%
Capital Material	2,500,360	5,597,914	44.7%	2,854,275	6,782,457	3,928,182	42.1%
Capital Contracts	20,190,378	25,930,884	77.9%	14,012,913	36,892,435	22,879,522	38.0%
Capital Equipment	2,901,524	2,403,759	120.7%	1,763,777	2,817,261	1,053,484	62.6%
Animal Acquisition	33,004	94,730	34.8%	42,050	88,467	46,417	47.5%
Land Acquisition	2,202,793	1,023,948	215.1%	777,412	1,470,543	693,131	52.9%
<b>Capital Expenditures</b>	<b>27,828,059</b>	<b>35,051,235</b>	<b>79.4%</b>	<b>19,450,427</b>	<b>48,253,108</b>	<b>28,802,681</b>	<b>40.3%</b>

**Cleveland Metroparks  
Golf Operations by Location  
11/30/2017**

	Big Met (18)		Little Met (9)		Mastik Woods (9)		Manakiki (18)		Sleepy Hollow (18)	
	2017	2016	2017	2016	2017	2016	2017	2016	2017	2016
<b>Operating Revenues:</b>										
Greens Fees	628,294	612,361	188,351	188,104	156,270	152,866	620,057	594,387	743,406	611,442
Equipment Rentals	158,661	281,529	57,517	86,438	36,735	59,875	193,664	263,487	241,451	267,720
Driving Range/Practice Tee	-	-	-	-	-	-	2,335	1,880	112,246	94,874
Professional Services	510	14	-	895	6,400	725	4,990	5,371	29,113	14,851
Merchandise Sales	65,096	64,375	19,453	19,827	12,658	14,947	52,661	59,739	104,400	105,164
Food Service	181,108	197,424	28,586	31,455	16,771	19,631	13	98,719	271,992	252,166
Other Golf Revenue	17,860	6,072	14,722	1,174	9,692	22,903	114,666	12,431	(3,697)	11,219
<b>Operating Revenues</b>	<b>1,051,529</b>	<b>1,161,775</b>	<b>308,629</b>	<b>327,893</b>	<b>238,526</b>	<b>270,948</b>	<b>988,386</b>	<b>1,036,014</b>	<b>1,498,910</b>	<b>1,357,435</b>
<b>Operating Expenditures:</b>										
Salaries and Benefits	556,394	509,475	143,950	156,678	139,016	135,819	500,785	529,183	599,932	563,015
Contractual Services	6,061	(1,657)	1,932	-	624	-	3,688	-	9,832	23,822
Operations	295,918	408,214	90,587	129,318	74,502	138,738	268,246	379,534	524,399	535,201
<b>Operating Expenditures</b>	<b>858,374</b>	<b>916,032</b>	<b>236,468</b>	<b>285,996</b>	<b>214,142</b>	<b>274,556</b>	<b>772,719</b>	<b>908,718</b>	<b>1,134,162</b>	<b>1,122,038</b>
<b>Operating Surplus/(Subsidy)</b>	<b>193,155</b>	<b>245,743</b>	<b>72,161</b>	<b>41,897</b>	<b>24,384</b>	<b>(3,608)</b>	<b>215,667</b>	<b>127,296</b>	<b>364,748</b>	<b>235,397</b>
<b>Capital Expenditures:</b>										
In-House Capital Labor	-	5,405	-	-	-	-	-	7,490	-	244,670
Capital Material	123	25,386	-	-	-	-	14,123	66,899	3,180	274,239
Capital Contracts	-	11,355	-	-	-	-	59,616	42,879	6,608	27,672
Capital Equipment	100,001	-	-	37,982	-	37,982	389,026	4,929	44,250	307,682
<b>Capital Expenditures</b>	<b>100,124</b>	<b>42,146</b>	<b>-</b>	<b>37,982</b>	<b>-</b>	<b>37,982</b>	<b>462,765</b>	<b>122,197</b>	<b>54,037</b>	<b>854,263</b>
<b>Net Surplus/(Subsidy)</b>	<b>93,031</b>	<b>203,597</b>	<b>72,161</b>	<b>3,915</b>	<b>24,384</b>	<b>(41,590)</b>	<b>(247,098)</b>	<b>5,099</b>	<b>310,711</b>	<b>(618,866)</b>

	Shawnee Hills (27)		Washington Park (9)		Seneca (27)		Golf Admin		Total	
	2017	2016	2017	2016	2017	2016	2017	2016	2017	2016
<b>Operating Revenues:</b>										
Greens Fees	557,956	470,158	86,624	74,577	421,957	364,266	5,381	250	3,408,296	3,068,411
Equipment Rentals	130,325	239,602	18,791	24,218	124,189	187,834	-	-	961,333	1,410,702
Driving Range/Practice Tee	75,163	57,190	137,548	110,903	7,655	5,241	-	-	334,947	270,088
Professional Services	20,241	11,040	35,325	36,144	38,187	32,445	-	-	134,766	101,485
Merchandise Sales	46,275	47,433	17,052	15,545	30,061	31,092	15,792	3,412	363,448	361,534
Food Service	111,210	109,367	17,397	15,701	89,256	78,155	-	-	716,332	802,617
Other Golf Revenue	(6,259)	19,184	72,924	68,875	(12,861)	(6,193)	8,103	25,794	215,150	161,459
<b>Operating Revenues</b>	<b>934,912</b>	<b>953,973</b>	<b>385,660</b>	<b>345,962</b>	<b>698,444</b>	<b>692,840</b>	<b>29,276</b>	<b>29,456</b>	<b>6,134,272</b>	<b>6,176,296</b>
<b>Operating Expenditures:</b>										
Salaries and Benefits	447,095	429,435	221,413	214,621	502,075	492,608	632,842	395,943	3,743,502	3,426,777
Contractual Services	1,841	-	1,191	-	3,441	(24,994)	608	(56,231)	29,217	(59,060)
Operations	260,504	346,989	89,298	139,345	237,900	293,307	68,463	71,660	1,909,815	2,442,306
<b>Operating Expenditures</b>	<b>709,440</b>	<b>776,423</b>	<b>311,901</b>	<b>353,967</b>	<b>743,416</b>	<b>760,921</b>	<b>701,912</b>	<b>411,372</b>	<b>5,682,535</b>	<b>5,810,023</b>
<b>Operating Surplus/(Subsidy)</b>	<b>225,472</b>	<b>177,550</b>	<b>73,759</b>	<b>(8,005)</b>	<b>(44,972)</b>	<b>(68,081)</b>	<b>(672,636)</b>	<b>(381,916)</b>	<b>451,737</b>	<b>366,273</b>
<b>Capital Expenditures:</b>										
In-House Capital Labor	-	855	-	-	-	132,681	-	-	-	391,101
Capital Material	10,255	57,924	-	-	194,012	344,401	-	-	221,692	768,849
Capital Contracts	81,512	-	-	-	221,017	945,303	-	-	368,753	1,027,209
Capital Equipment	100,001	5,432	-	5,432	-	39,807	2,501	15,560	635,779	454,805
<b>Capital Expenditures</b>	<b>191,768</b>	<b>64,211</b>	<b>-</b>	<b>5,432</b>	<b>415,029</b>	<b>1,462,192</b>	<b>2,501</b>	<b>15,560</b>	<b>1,226,224</b>	<b>2,641,965</b>
<b>Net Surplus/(Subsidy)</b>	<b>33,705</b>	<b>113,338</b>	<b>73,759</b>	<b>(13,437)</b>	<b>(460,001)</b>	<b>(1,530,272)</b>	<b>(675,137)</b>	<b>(397,476)</b>	<b>(774,487)</b>	<b>(2,275,691)</b>

Cleveland Metroparks Zoo  
Zoo Operations  
11/30/2017

	2016 YTD Actual	2016 Annual Budget	2016 YTD % of Budget Used	2017 YTD Actual	2017 Annual Budget	2017 Available Budget	2017 YTD % of Budget Used
<b>Operating Revenues:</b>							
General & Special Event Admissions	4,280,751	4,685,000	91.4%	4,010,324	4,114,800	104,476	97.5%
Zoo Guest Experience	869,693	826,105	105.3%	880,486	894,932	14,446	98.4%
Zoo Society Attendance	1,350,870	1,852,500	72.9%	2,024,774	1,982,500	(42,274)	102.1%
Zoo Souvenirs/Refreshments	1,404,419	962,000	146.0%	1,437,338	1,587,620	150,282	90.5%
Education	449,614	442,631	101.6%	418,426	864,479	446,053	48.4%
Zoo Rental and Events	913,637	799,699	114.2%	388,781	-	(388,781)	
Consignment Admissions	included in zoo guest experience			339,916	400,000	60,084	85.0%
Miscellaneous	24,567			78,564	95,429	16,865	82.3%
<b>Total Revenues</b>	<b>9,293,551</b>	<b>9,567,935</b>	<b>97.1%</b>	<b>9,578,609</b>	<b>9,939,760</b>	<b>361,151</b>	<b>96.4%</b>
<b>Operating Expenditures:</b>							
Salaries and Benefits	12,549,402	14,756,761	85.0%	13,010,034	15,053,495	2,043,461	86.4%
Contractual Services	included in operations expenditures			185,873	320,316	134,443	58.0%
Operations	4,125,361	5,409,249	76.3%	4,126,901	5,513,456	1,386,555	74.9%
Utilities	1,930,218	2,465,091	78.3%	1,936,505	2,487,505	551,000	77.8%
Other	2,195,143	2,944,158	74.6%	2,190,396	3,025,951	835,555	72.4%
<b>Total Operating Expenditures</b>	<b>16,674,763</b>	<b>20,166,010</b>	<b>82.7%</b>	<b>17,322,808</b>	<b>20,887,267</b>	<b>3,564,459</b>	<b>82.9%</b>
<b>Operating Surplus/(Subsidy)</b>	<b>(7,381,212)</b>	<b>(10,598,075)</b>	<b>69.6%</b>	<b>(7,744,199)</b>	<b>(10,947,507)</b>	<b>(3,203,308)</b>	<b>70.7%</b>
<b>Capital Revenues:</b>							
Zoo Animal Sales	3,912	-	(3,912)	1,940	-	(1,940)	NA
<b>Total Revenues</b>	<b>3,912</b>	<b>-</b>	<b>(3,912)</b>	<b>1,940</b>	<b>-</b>	<b>(1,940)</b>	<b>NA</b>
<b>Capital Expenditures:</b>							
Capital Material	206,500	825,108	25.0%	200,887	814,888	614,001	24.7%
Capital Contracts	3,252,217	4,101,098	79.3%	1,289,681	3,802,518	2,512,837	33.9%
Capital Equipment	269,990	450,517	59.9%	120,114	418,491	298,377	28.7%
Animal Acquisition	33,004	94,730	34.8%	49,406	88,467	39,061	55.8%
<b>Total Capital Expenditures</b>	<b>3,761,711</b>	<b>5,471,453</b>	<b>68.8%</b>	<b>1,660,088</b>	<b>5,124,364</b>	<b>3,464,276</b>	<b>32.4%</b>
<b>Capital Surplus/(Subsidy)</b>	<b>(3,757,799)</b>	<b>(5,471,453)</b>	<b>68.7%</b>	<b>(1,658,148)</b>	<b>(5,124,364)</b>	<b>(3,466,216)</b>	<b>32.4%</b>
<b>Restricted Fund Revenue:</b>							
Operating	966,366			843,659	1,609,194	765,535	52.4%
Capital	1,449,548			1,265,488	2,413,790	1,148,302	52.4%
<b>Total Restricted Fund Revenues</b>	<b>2,415,914</b>			<b>2,093,575</b>	<b>4,022,984</b>	<b>1,913,837</b>	<b>52.4%</b>
<b>Restricted Fund Expenditures:</b>							
Operating	745,958			613,215	1,252,448	639,233	49.0%
Capital	2,600,898			925,976	3,056,268	2,130,292	30.3%
<b>Total Restricted Fund Expenditures</b>	<b>3,346,856</b>			<b>1,539,191</b>	<b>4,308,716</b>	<b>2,769,525</b>	<b>35.7%</b>
<b>Restricted Fund Surplus/(Subsidy)</b>	<b>(930,942)</b>			<b>554,384</b>	<b>(285,732)</b>	<b>(855,688)</b>	<b>199.5%</b>
<b>Revenues:</b>							
Operating	9,293,551			9,578,609	9,939,760	361,151	96.4%
Capital	3,912			1,940	-	(1,940)	NA
Restricted	2,415,914			2,093,575	4,022,984	1,913,837	52.4%
<b>Total Revenues</b>	<b>11,713,377</b>			<b>11,674,124</b>	<b>13,962,744</b>	<b>2,273,048</b>	<b>83.7%</b>
<b>Expenditures:</b>							
Operating	16,674,763			17,322,808	20,887,267	3,564,459	82.9%
Capital	3,761,711			1,660,088	5,124,364	3,464,276	32.4%
Restricted	3,346,856			1,539,191	4,308,716	2,769,525	35.7%
<b>Total Expenditures</b>	<b>23,783,330</b>			<b>20,522,087</b>	<b>30,320,348</b>	<b>9,798,261</b>	<b>67.7%</b>
<b>Zoo Levy Support:</b>							
Operating	7,381,212			7,744,199	10,947,507	3,203,308	70.7%
Capital	3,757,799			1,658,148	5,124,364	3,466,216	32.4%
<b>Total Zoo Levy Support</b>	<b>11,139,011</b>			<b>9,402,347</b>	<b>16,071,872</b>	<b>6,669,525</b>	<b>58.5%</b>

Cleveland Metroparks  
Enterprise Operations by Location  
11/30/2017

	Merwin's Wharf		Wallace Lake		Huntington Concessions		Edgewater Beach House	
	2017	2016	2017	2016	2017	2016	2017	2016
Operating Revenues	2,045,450	1,789,170	69,418	64,181	190,896	207,025	913,173	-
Operating Expenditures	1,988,191	1,772,563	59,741	60,502	170,755	183,006	745,330	-
Operating Surplus/(Subsidy)	57,259	16,607	9,677	3,679	20,141	24,019	167,843	-
Capital Expenditures	55,474	47,989	-	2,409	2,999	2,884	144,892	-
Net Surplus/(Subsidy)	1,785	(31,382)	9,677	1,270	17,142	21,135	22,951	-

	Mobile Concessions		Hinckley Lake Concessions		Edgewater Pier		East 55th Restaurant		East 55th Marina	
	2017	2016	2017	2016	2017	2016	2017	2016	2017	2016
Operating Revenues	-	154,228	43,734	41,372	113,070	214,337	387,717	352,551	801,114	733,315
Operating Expenditures	1,247	68,049	47,377	47,958	114,029	105,929	428,016	347,929	340,239	328,064
Operating Surplus/(Subsidy)	(1,247)	86,179	(3,643)	(6,586)	(959)	108,408	(40,299)	4,622	460,875	405,251
Capital Expenditures	-	24,500	-	-	-	-	-	33,101	21,757	8,104
Net Surplus/(Subsidy)	(1,247)	61,679	(3,643)	(6,586)	(959)	108,408	(40,299)	(28,479)	439,118	397,147

	Emerald Necklace Restaurant		Emerald Necklace Marina		Water Taxi		Parking	
	2017	2016	2017	2016	2017	2016	2017	2016
Operating Revenues	210,906	229,073	352,861	376,270	58,419	36,272	226,249	137,687
Operating Expenditures	240,066	300,183	264,226	316,916	96,709	86,950	14,084	12,965
Operating Surplus/(Subsidy)	(29,160)	(71,110)	88,635	59,354	(38,290)	(50,678)	212,165	124,722
Capital Expenditures	61	21,803	1,017	27,947	-	9,675	-	11,248
Net Surplus/(Subsidy)	(29,221)	(92,913)	87,618	31,407	(38,290)	(60,353)	212,165	113,474

	Chalet		Ledge Lake		Aquatic Management		Enterprise Administration		Total	
	2017	2016	2017	2016	2017	2016	2017	2016	2017	2016
Operating Revenues	289,255	307,272	171,803	196,829	-	-	-	-	5,874,065	4,839,582
Operating Expenditures	254,705	252,525	128,951	149,330	561,290	539,461	703,123	470,657	6,158,079	5,042,987
Operating Surplus/(Subsidy)	34,550	54,747	42,852	47,499	(561,290)	(539,461)	(703,123)	(470,657)	(284,014)	(203,405)
Capital Expenditures	37,285	83,240	-	16,667	-	25,351	1,039	-	264,524	314,918
Net Surplus/(Subsidy)	(2,735)	(28,493)	42,852	30,832	(561,290)	(564,812)	(704,162)	(470,657)	(548,538)	(518,323)



**Cleveland Metroparks  
Kiosk/Nature Shop Operations by Location  
11/30/2017**

	North Chagrin		Rocky River		West Creek		Hinckley Lake Boat Shop	
	2017	2016	2017	2016	2017	2016	2017	2016
Operating Revenues	62,473	47,989	118,369	111,112	30,467	29,483	317,432	302,031
Operating Expenditures	30,064	41,138	70,829	54,766	18,872	14,783	175,884	167,501
Operating Surplus/(Subsidy)	<b>32,409</b>	<b>6,851</b>	<b>47,540</b>	<b>56,346</b>	<b>11,595</b>	<b>14,700</b>	<b>141,548</b>	<b>134,530</b>
Capital Expenditures	680	3,286	680	3,286	680	3,286	1,002	13,721
Net Surplus/(Subsidy)	<b>31,729</b>	<b>3,565</b>	<b>46,860</b>	<b>53,060</b>	<b>10,915</b>	<b>11,414</b>	<b>140,546</b>	<b>120,809</b>

	Nature Shop Mobile		Southpark Kiosk		Great Northern Kiosk		Retail Division/Admin		Total	
	2017	2016	2017	2016	2017	2016	2017	2016	2017	2016
Operating Revenues	34,693	5,212	-	4,227	7,444	8,473	-	-	570,878	508,527
Operating Expenditures	2,214	1,416	1,724	14,532	24,366	26,206	146,371	147,559	470,324	467,901
Operating Surplus/(Subsidy)	<b>32,479</b>	<b>3,796</b>	<b>(1,724)</b>	<b>(10,305)</b>	<b>(16,922)</b>	<b>(17,733)</b>	<b>(146,371)</b>	<b>(147,559)</b>	<b>100,554</b>	<b>40,626</b>
Capital Expenditures	-	-	-	-	-	-	-	-	3,042	23,579
Net Surplus/(Subsidy)	<b>32,479</b>	<b>3,796</b>	<b>(1,724)</b>	<b>(10,305)</b>	<b>(16,922)</b>	<b>(17,733)</b>	<b>(146,371)</b>	<b>(147,559)</b>	<b>97,512</b>	<b>17,047</b>

**CLEVELAND METROPARKS  
ACCOUNTS RECEIVABLE AND INVESTMENTS SCHEDULES  
FOR THE MONTH ENDED NOVEMBER 30, 2017**

ACCOUNTS RECEIVABLE

RANGER/COURT FINES RECEIVABLE

Current	Past Due			Total
	30 Days	60 Days	90 Days	
\$151,721	\$59,381	\$5,852	\$43,903	\$260,858

Total
\$43,775

INVESTMENTS

Date Placed	Bank	Description	Days of Duration	Rate	Date of Maturity	Interest Earned	EOM Balance
11/01/17	PNC Bank	Money Market (A)	-1	0.25%	10/31/17	\$5,472	\$2,438,470
11/01/17	Fifth Third Securities	Money Market (B)	-1	0.93%	10/31/17	\$453	\$2,630,970
Various	Fifth Third Securities	Certificates of Deposit (C)	-1	Various	Various	\$12,712	\$2,000,000
11/01/17	STAR Ohio	State pool (D)	-1	1.25%	10/31/17	\$8,510	\$20,647,506
11/01/17	STAR Plus	State pool (F)	-1	0.90%	10/31/17	\$488	\$661,531

(A) Government Performance Money Market Account.

\$28,378,477

Investment balance ranged from \$19,936,870.02 to \$2,438,470.06 in November.

(B) Federated Government Money Market Account used to temporarily reinvest Brokered Certificate of Deposit interest payments.

Investment balance varied between \$2,628,254.18 to \$2,630,969.65 in November due to maturity CD's.

(C) Brokered Certificates of Deposit.

Maturities range from 4/9/18 through 10/07/19 at rates from 0.90% to 1.30%.

(D) State Treasurer's Asset Reserve (STAR Ohio).

Investment balance ranged from \$8,629,640.07 to \$20,647,506.28 in November.

(F) State Treasurer's Asset Reserve Plus Account (STAR Plus)

Investment balance ranged from \$661,041.77 to \$661,530.77 in November.

**RESOLUTION  
RECOGNIZING THE  
RETIREMENT OF  
CARL CASAVECCHIA, JR.**

**WHEREAS,** *Carl Casavecchia, Jr. has served Cleveland Metroparks for more than 34 years; and,*

**WHEREAS,** *Carl Casavecchia, Jr. has devoted these years of service utilizing his knowledge, skills and abilities as a Seasonal Naturalist, Naturalist, Senior Naturalist, Nature Center Manager, Center Manager, and Special Projects Manager; and,*

**WHEREAS,** *Carl Casavecchia, Jr. has developed and provided a variety of innovative outdoor educational programs where he increased the participant's environmental awareness, conservation concerns and appreciation for native plants and wildlife; and,*

**WHEREAS,** *Carl Casavecchia, Jr. has created and presented natural history, historical and cultural programs for countless park visitors, school groups, community groups, and scout groups; and,*

**WHEREAS,** *Carl Casavecchia, Jr. has devoted the last few years of his career focused on coordinating Cleveland Metroparks Centennial, and co-editing the award winning 100 Year Trail Centennial book; and,*

**WHEREAS,** *Carl Casavecchia, Jr. has provided excellent leadership and work direction to others, and assisted them in developing their own careers, skills and knowledge of processes and techniques, and has conveyed useful information to park visitors and nature center guests and volunteers; and,*

**WHEREAS,** *Carl Casavecchia, Jr. has created an award-winning, interactive Escape on the Underground Railroad program, and facilitated the award-winning BugCity event for 22 years; and,*

**WHEREAS,** *Carl Casavecchia, Jr. has assisted with obtaining National Register of Historic Places designation for Brecksville Nature Center, and served on the design team of Viaduct Park in Bedford Reservation; and,*


**WHEREAS,** *Carl Casavecchia, Jr. could always be counted upon to support programs and events such as the Volunteer program, CrossRoads events, Take Your Child to Work Day, and the New Employee Welcome Tour; and,*


**WHEREAS,** *Carl Casavecchia, Jr. has demonstrated a spirit of cooperation as evidenced by his letters of commendation from staff and park visitors, and when he served on the planning teams for both national and regional National Association for Interpretation (NAI) conferences, the inaugural Personnel Committee, Position Evaluation Committee, Diversity Training and Guest Service Training teams, and the Historic Task Force; and,*

**WHEREAS,** *Carl Casavecchia, Jr. has been recognized regionally and nationally by NAI when he received the 2011 Region 4 Meritorious Service Award, 2014 Region 4 Interpretive Manager of the Year Award, and the 2017 National Interpretive Manager of the Year Award; and,*

**WHEREAS,** *Carl Casavecchia, Jr.'s dedication has been a valued asset to Cleveland Metroparks. The products of his labor have been appreciated and will not be forgotten.*

**NOW, THEREFORE, BE IT RESOLVED,** *that the Board of Park Commissioners of Cleveland Metroparks expresses its sincere appreciation to Carl Casavecchia, Jr. for his years of service and dedication in serving the citizens of Greater Cleveland.*

  
\_\_\_\_\_  
Bruce G. Rinker  
President, Board of Park Commissioners

  
\_\_\_\_\_  
Brian M. Zimmerman  
Chief Executive Officer



## RESOLUTION RECOGNIZING THE RETIREMENT OF ERIC J. HIMMELMAN

**WHEREAS,** *Eric J. Himmelman has served Cleveland Metroparks for 30 years; and,*

**WHEREAS,** *Eric J. Himmelman has devoted these years of service utilizing his knowledge, skills and abilities as Grounds Maintenance, Horticulturist, and Lead Horticulturist; and,*

**WHEREAS,** *Eric J. Himmelman has used his knowledge and skills to maintain and enhance the Zoo's buildings and grounds, landscape design, and plant collection; and,*

**WHEREAS,** *Eric J. Himmelman has assisted with numerous exhibit planning and landscape construction projects including the The RainForest, and the color beds at Monkey Island, and he propagated thousands of plants every year in the production greenhouse; and,*

**WHEREAS,** *Eric J. Himmelman has attended continuous learning opportunities which allowed him to become one of the first certified zoological horticulturists employed at Cleveland Metroparks Zoo, he then utilized the skills acquired to promote the highest level of zoological horticulture and was involved in the development of the browse program; and,*

**WHEREAS,** *Eric J. Himmelman has led work crews, provided work direction and safe equipment operation, and shared his expertise with others to assist them in developing their skills and knowledge of equipment, processes, and techniques; and,*


**WHEREAS,** *Eric J. Himmelman has demonstrated a spirit of cooperation as evidenced by his notes of commendation, his participation with the Association of Zoological Horticulture, when he served on the Safety Committee, assisted with numerous special events, and when he provided educational outreach programs for Zoo guests and garden clubs; and,*

**WHEREAS,** *Eric J. Himmelman's dedication has been a valued asset to Cleveland Metroparks Zoo. The products of his labor have been appreciated and will not be forgotten.*

**NOW, THEREFORE, BE IT RESOLVED,** *that the Board of Park Commissioners of Cleveland Metroparks expresses its sincere appreciation to Eric J. Himmelman for his years of service and dedication in serving the citizens of Greater Cleveland.*



Bruce G. Binker  
President, Board of Park Commissioners



Brian M. Zimmerman  
Chief Executive Officer



**RESOLUTION  
RECOGNIZING THE  
RETIREMENT OF  
GREGORY A. TROYAN**

**WHEREAS,** *Gregory A. Troyan has served Cleveland Metroparks for more than 36 years; and,*

**WHEREAS,** *Gregory A. Troyan has devoted these years of service utilizing his knowledge, skills and abilities as a Handyperson, Senior Handyperson, Technician, Senior Technician, and Site Construction Manager; and,*

**WHEREAS,** *Gregory A. Troyan has used his innovation, knowledge and experience to perform master level skilled trade work and operated construction equipment for countless projects; and,*

**WHEREAS,** *Gregory A. Troyan has managed capital budgets, the Site Construction operating budget, and facility rehabilitation for capital projects throughout the Park District; and,*

**WHEREAS,** *Gregory A. Troyan was instrumental in numerous improvements throughout the Park District including site preparation for The RainForest and Wilderness Trek at the Zoo, Ohio & Erie Canal Reservation and CanalWay Visitor Center, utilities, site preparation and footers for Bedford and Mill Stream Run Management Centers, renovations at Manakiki, Shawnee Hills and Sleepy Hollow golf courses, post construction efforts at the Rocky River Management Center and Park Operations/Ranger Headquarters building, footers, walls, and foundation work for an Administrative Office addition, and site improvements at Aukerman Park and the Water Taxi; and,*

**WHEREAS,** *Gregory A. Troyan has been a key figure in capital project construction planning, including developing creative and innovative ways to bring projects to fruition; and,*


**WHEREAS,** *Gregory A. Troyan Jr. has provided inspiration, instruction, and mentoring to colleagues and staff, and has selflessly assisted them in developing their own careers, skills, and knowledge of construction processes and techniques; and,*


**WHEREAS,** *Gregory A. Troyan has maintained exceptional working relationships with other Park District staff, utility companies, and city officials; and,*


**WHEREAS,** *Gregory A. Troyan has demonstrated a spirit of cooperation when he volunteered to assist with CrossRoads events, served as a Lead Person for Site Construction employees, Vice President for Cleveland Metroparks Employees Association (CMEA), and when he presented at the Ohio Public Facilities Maintenance Association conference; and,*

**WHEREAS,** *Gregory A. Troyan's dedication has been a valued asset to Park Operations. The products of his labor are appreciated and will not be forgotten.*

**NOW, THEREFORE, BE IT RESOLVED,** *that the Board of Park Commissioners of Cleveland Metroparks expresses its sincere appreciation to Gregory A. Troyan for his years of service and dedication in serving the citizens of Greater Cleveland.*

  
\_\_\_\_\_  
Bruce G. Rinker  
President, Board of Park Commissioners

  
\_\_\_\_\_  
Brian M. Zimmerman  
Chief Executive Officer



## RESOLUTION RECOGNIZING THE RETIREMENT OF RICHARD J. KERBER

**WHEREAS,** *Richard J. Kerber has served Cleveland Metroparks for more than 32 years; and,*

**WHEREAS,** *Richard J. Kerber has devoted these years of service utilizing his knowledge, skills and abilities as a Civil Engineer, Director of Planning, Design & Natural Resources, and Chief Planning & Design Officer until his official retirement, but continued on as Project Manager; and,*

**WHEREAS,** *Richard J. Kerber has used his knowledge and experience to make recommendation, plan and manage Park District staff, budgets, infrastructure, natural resources initiatives, land acquisition and grant funding opportunities, geographic information systems, trails, project design and administration, construction, architectural and engineering contracts, and countless capital improvement and facility rehabilitation projects throughout Cleveland Metroparks; and,*

**WHEREAS,** *Richard J. Kerber has led significant developments throughout his career including Ohio & Erie Canal Reservation and Towpath Trail, CanalWay Visitor Center, Washington Reservation, West Creek Reservation and West Creek Stewardship Center, Ranger and Operations Administration complex, Emerald Necklace Marina, Big Met Golf Clubhouse, Rocky River Nature Center expansion, Strongsville Park Management Center, the Fulton Road bridge, Lake to Lake Trail, Towpath Trail, rebuilding of The Chalet chutes, Strongsville Wildlife Areas, Fosters Run Stream restoration, numerous Zoo projects, and was part of one of the Park District's largest land acquisitions the Lakefront properties; and,*

**WHEREAS,** *Richard J. Kerber has provided leadership for two Park District master plans, Cleveland Metroparks 2000 and Cleveland Metroparks 2020 the Emerald Necklace Centennial Plan, where he utilized his strong attention to detail to maintain high-quality standards, which enhanced services and facilities for the public; and,*

**WHEREAS,** *Richard J. Kerber has provided inspiration and work direction to others and assisted them in developing their own careers, skills and knowledge of processes and techniques, and knows what a t-square is used for; and,*

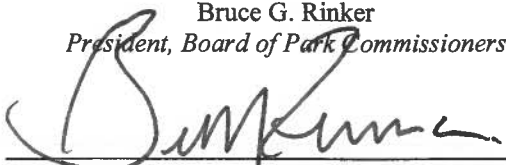
**WHEREAS,** *Richard J. Kerber demonstrated a spirit of cooperation over the course of his career when he communicated with federal, state, local government agencies and citizens, served on ad hoc committees, and represented Cleveland Metroparks in the interagency team developing the final Towpath Trail segment to downtown Cleveland; and,*

**WHEREAS,** *Richard J. Kerber has been a valued asset to Cleveland Metroparks. The products of his labor are appreciated and will forever serve generations of future Cleveland Metroparks visitors. Finally, he is just one of those guys you want on your team!*


**NOW, THEREFORE, BE IT RESOLVED,** *that the Board of Park Commissioners of Cleveland Metroparks expresses its sincere appreciation to Richard J. Kerber for his years of service and dedication in serving the citizens of Greater Cleveland.*



Bruce G. Rinker  
President, Board of Park Commissioners



Brian M. Zimmerman  
Chief Executive Officer



<b>CLEVELAND METROPARKS</b> <b>Appropriation Summary - 2017</b>								
Object Code	Object Description	Original Budget			Total Prior Amendments	Proposed Amendment #8 12/14/17		Total Appropriations Including Amendments
		Baseline Budget	Carry Over Encumbrances	Total				
<b>OPERATING</b>								
51	Salaries	\$ 48,822,530	\$ -	\$ 48,822,530	\$ 47,858	\$ 129,094	<b>A</b>	\$ 48,999,482
52	Employee Fringe Benefits	16,659,400	17,466	16,676,866	19,262	-		16,696,128
53	Contractual Services	13,128,629	667,064	13,795,693	166,850	12,549	<b>B</b>	13,975,092
54	Office Operations	22,707,607	1,676,108	24,383,715	1,490,123	25,832	<b>C</b>	25,899,670
	Operating Subtotal	101,318,166	2,360,638	103,678,804	1,724,093	167,475		105,570,372
<b>CAPITAL</b>								
571	Capital Labor	201,945	-	201,945	-	675,000	<b>D</b>	876,945
572	Capital Materials	5,294,781	1,230,808	6,525,589	261,068	36,724	<b>E</b>	6,823,381
573	Capital Contracts	19,001,120	7,641,228	26,642,348	10,592,386	(439,724)	<b>F</b>	36,795,010
574	Capital Equipment	2,173,723	497,762	2,671,485	146,909	(50,669)	<b>G</b>	2,767,725
575	Zoo Animals	75,000	13,467	88,467	-	-		88,467
576	Land	1,200,000	24,043	1,224,043	458,500	300,000	<b>H</b>	1,982,543
	Capital Subtotal	27,744,624	9,407,308	37,151,932	11,458,863	521,331		48,457,126
<b>TOTALS</b>								
Grand totals		\$ 129,264,735	\$ 11,767,946	\$ 141,032,681	\$ 13,182,956	\$ 688,806		\$ 154,904,443

**CLEVELAND METROPARKS**

**Appropriations 2017 - Legend - Amendment #8**

**OPERATING**

**51 SALARIES**

- \$ (900) Appropriation reallocation to Contractual Services for data communication.  
Net budget effect of zero.
- 129,994 Appropriation reallocation from Office Operations to align with actual expenditures.  
Net budget effect of zero.

**A** \$ 129,094 Total increase (decrease) to Salaries

**53 CONTRACTUAL SERVICES**

- 64,500 Appropriation increase for Drone Map Project  
Increase offset by grant funds from Humanitarian Innovation Fund
- 406 Appropriation reallocation from Office Operations for water testing.  
Net budget effect of zero.
- (460) Appropriation reallocation to Office Operations for additional sales tax expense.  
Net budget effect of zero.
- (27,815) Appropriation reallocation to Office Operations to match actual departmental needs.  
Net budget effect of zero.
- (575) Appropriation reallocation to Office Operations to align with actual expenditures.  
Net budget effect of zero.
- 2,000 Appropriation reallocation from Office Operations to align with actual expenditures.  
Net Budget effect of zero.
- (3,000) Appropriation reallocation to Office Operations for special event banners.  
Net budget effect of zero.
- (1,000) Appropriation reallocation to Office Operations to align with actual expenditures.  
Net budget effect of zero.
- (1,217) Appropriation reallocation to Office Operations to align with actual expenditures.  
Net budget effect of zero.
- (20,000) Appropriation reallocation to Capital Contracts  
Net budget effect of zero.
- (2,000) Appropriation reallocation to Office Operations to align with actual departmental expenditures.  
Net budget effect of zero.
- (170) Appropriation reallocation to Office Operations to align with actual departmental expenditures.  
Net budget effect of zero.
- 1,657 Appropriation reallocation from Office Operations to align with actual departmental expenditures.  
Net budget effect of zero.
- 223 Appropriation increase for additional work .  
Increase is covered by fund balance in Reserved Fund.

**B** \$ 12,549 Total increase (decrease) to Contractual Services



**CLEVELAND METROPARKS**

**Appropriations 2017 - Legend - Amendment #8**

**54 OFFICE OPERATIONS**

\$	900	Appropriation reallocation from Salaries for data communication. Net budget effect of zero.
	(406)	Appropriation reallocation to Contractual Services for water testing. Net budget effect of zero.
	3,309	Appropriation reallocation from Capital Equipment for office furniture. Net budget effect of zero.
	460	Appropriation reallocation from Contractual Services for additional sales tax expense. Net budget effect of zero.
	8,570	Appropriation increase for bear management and research. Increase is covered by new grant funds from Cleveland Zoological Society.
	(1,640)	Appropriation reallocation to Capital Equipment in relation to the Mandrill Study Project. Net budget effect of zero.
	27,815	Appropriation reallocation from Contractual Services to match actual departmental needs. Net budget effect of zero.
	13,000	Appropriation increase for additional program expenses. Increase offset by higher than anticipated registrations.
	863	Appropriation increase for purchase of GPS tracker. Increase offset by fund balance in Restricted Fund.
	575	Appropriation reallocation from Contractual Services to align with actual expenditures. Net budget effect of zero.
	(2,000)	Appropriation reallocation to Contractual Services to align with actual expenditures. Net Budget effect of zero.
	3,000	Appropriation reallocation from Contractual Services for special event banners. Net budget effect of zero.
	1,000	Appropriation reallocation from Contractual Services to align with actual expenditures. Net budget effect of zero.
	1,217	Appropriation reallocation from Contractual Services to align with actual expenditures. Net budget effect of zero.
	(129,994)	Appropriation reallocation to Salaries to align with actual expenditures. Net budget effect of zero.
	1,650	Appropriation increase to utilize remaining 2016 funds not originally budgeted. Increase covered by fund balance in Restricted Fund.
	2,000	Appropriation reallocation from Contractual Services to align with actual departmental expenditures. Net budget effect of zero.
	(3,000)	Appropriation reallocation to Capital Contracts for building renovation. Net budget effect of zero.
	170	Appropriation reallocation from Contractual Services to align with actual departmental expenditures. Net budget effect of zero.
	(1,657)	Appropriation reallocation to Contractual Services to align with actual departmental expenditures. Net budget effect of zero.
	<u>100,000</u>	Increase in appropriations for purchase of additional materials.

**C** \$ 25,832 Total increase (decrease) to Office Operations

**\$ 167,475 TOTAL INCREASE (DECREASE) TO OPERATING**

**CLEVELAND METROPARKS**

**Appropriations 2017 - Legend - Amendment #8**

**CAPITAL**

**572 CAPITAL MATERIALS**

- \$ 2,000 Appropriation reallocation from Capital Contracts to align with project expenditures.  
Net budget effect of zero.
- 35,000 Appropriation reallocation from Capital Contracts to align with project expenditures.  
Net budget effect of zero.
- (3,276) Appropriation reallocation to Capital Contracts to align with project expenditures.  
Net budget effect of zero.
- 3,000 Appropriation reallocation from Capital Contracts to align with project expenditures.  
Net budget effect of zero.

**D** \$ 36,724 Total increase (decrease) to Capital Materials

**573 CAPITAL CONTRACTS**

- \$ (2,000) Appropriation reallocation to Capital Materials to match actual project expenditures.  
Net budget effect of zero.
- 100,000 Appropriation increase for Wendy Park Coast Guard Station.  
Increase covered by new grant from Burning River Foundation.
- (35,000) Appropriation reallocation to Capital Materials to align with project expenditures.  
Net budget effect of zero.
- 3,276 Appropriation reallocation from Capital Materials to align with actual project expenditures.  
Net budget effect of zero.
- 44,000 Appropriation reallocation from Capital Equipment and Contractual Services.  
Net budget effect of zero.
- 100,000 Appropriation increase for building renovations.
- (3,000) Appropriation reallocation to Capital Materials to align with project expenditures.  
Net budget effect of zero.
- 28,000 Appropriation reallocation from Capital Equipment and Contractual Services for building renovation.  
Net budget effect of zero.

**E** \$ 235,276

**574 CAPITAL EQUIPMENT**

- (3,309) Appropriation reallocation to Office Operations for furniture purchases. Each item under \$1,000.  
Net budget effect of zero.
- 1,640 Appropriation reallocation from Office Operations in relation to the Mandrill Study Project.  
Net budget effect of zero.
- (24,000) Appropriation reallocation to Capital Contracts.  
Net budget effect of zero.
- (25,000) Appropriation reallocation to Capital Contracts.  
Net budget effect of zero.

**F** \$ (50,669) Total increase (decrease) to Capital Equipment

**576 LAND ACQUISITION**

- \$ 300,000 Increase in appropriations for Bedford land purchase.  
Reimbursement will be received in 2018 from LWCF.

**G** \$ 300,000 Total increase (decrease) to Land Acquisition

**\$ 521,331 TOTAL INCREASE (DECREASE) TO CAPITAL**

**\$ 688,806 GRAND TOTAL - INCREASE (DECREASE) FOR AMENDMENT**

DECEMBER 14, 2017

85372-83423

**RESOLUTION NO. 17-12-180**

The following vouchers have been reviewed as to legality of expenditure and conformity with the Ohio Revised Code.

Attest: \_\_\_\_\_

Chief Financial Officer

BE IT RESOLVED, that the payment of the following items, which may include Then and Now Certificates, are ratified by the Board of Park Commissioners. All expenditures have been reviewed and approved for payment by the Chief Financial Officer and Chief Executive Officer in accordance with the by-laws of the Board of Park Commissioners.

**Checks** dated November 22, 2017 in the amount of \$934,787.51

**Checks** dated November 29, 2017 in the amount of \$174,523.25

**Checks** dated December 1, 2017 in the amount of \$1,591,772.87

**Net Payroll** dated October 15, 2017 to October 28, 2017 in the amount of \$1,246,806.95

**Withholding Taxes** in the amount of \$323,504.28

**Net Payroll** dated October 29, 2017 to November 11, 2017 in the amount of \$1,171,028.98

**Withholding Taxes** in the amount of \$306,857.97

**Bank Fees/ADP Fees** in the amount of \$43,500.23

**ACH Debits (First Energy; Sales Tax)** in the amount of \$48,787.15

**Visa/Travel Purchasing Card** dated November 19, 2017 to November 25, 2017 in the amount of \$77,571.08

**Total amount:** \$5,919,140.27

PASSED: December 14, 2017

Attest: \_\_\_\_\_

President of The Board of Park Commissioners

\_\_\_\_\_

Chief Executive Officer

**RECOMMENDED ACTION:**

That the Board of Park Commissioners approves **Resolution No. 17-12-180** listed above.